

Ohio
Wesleyan
University

2024
Baseball Records



BATTLING BISHOPS

CONTENTS

- Why Battling Bishops? // **1**
- 2023 NCAC Standings and Statistics // **2-7**
- NCAC Statistical Leaders 1985-2023 // **8-12**
- NCAC Special Awards // **13**
- NCAC Records // **14-15**
- About the NCAC // **16**
- Last Time It Happened // **17**
- Bishop Baseball Timeline // **18-19**
- Bishop Baseball Year-by-Year // **20-21**
- NCAA Tournament Appearances // **22**
- Conference Championships // **23**
- All-Time Series Records // **24-25**
- All-Time Results // **26-51**
- Bishop Records // **52-63**
- Bishop Statistical Leaders 1928-2023 // **64-65**
- Branch Rickey // **66**
- Charles Thomas // **67**
- Bishops in the Pros // **68**
- All-Star Bishops // **69-76**
- All-Time Bishop Lettermen // **77-80**


On the cover: Drew Caravella

WHY BATTLING BISHOPS?

The nickname “The Battling Bishops” dates to 1925; before then Ohio Wesleyan University’s teams were simply known as “The Red and Black,” or sometimes as “The Methodists.” Ohio Wesleyan is affiliated with the United Methodist Church, and long has produced many of its bishops.

By April, 1925, according to that issue of the Alumni Magazine, the present name had finally been derived. “Ohio sports writers have been at a loss,” the magazine reported. “There are countless colleges throughout the country claiming red and black as their colors, and 14 Methodist colleges in Ohio alone.” Pi Delta Epsilon journalism fraternity therefore sponsored a contest, and the winning nickname, “The Battling Bishops,” was “placed before the sports writers of the state as the teams’ official title.” Senior Harold Thomas of Lima submitted the winning entry.

The new nickname must have provided inspiration. The 1925 football team, under George Gauthier, “The Little Giant,” went 7-1-1. Its only loss came to Ohio State by a 10-3 score, and it tied Syracuse, 3-3, en route to winning the Ohio Conference championship.



2023 NCAC STANDINGS

TEAM	NCAC				OVERALL			
	W	L	T	PCT	W	L	T	PCT
Denison*	16	0	0	1.000	36	10	0	.783
Wittenberg	14	2	0	.875	32	10	0	.762
Wooster	11	5	0	.688	17	23	1	.427
Wabash	8	8	0	.500	24	18	0	.571
Kenyon	8	8	0	.500	21	14	0	.600
Ohio Wesleyan	5	11	0	.312	18	21	0	.462
DePauw	4	12	0	.250	12	26	0	.316
Oberlin	4	12	0	.250	11	24	0	.314
Hiram	2	14	0	.125	15	25	0	.375

*Tournament winner

PREVIOUS NCAC REGULAR SEASON LEADERS

YEAR	CHAMPION(S) (RECORD)	RUNNER(S)-UP (RECORD)	OWU
1985	Allegheny, Wooster (16-4)	CWRU (11-11)	9-10-1, 4th
1986	Ohio Wesleyan (18-5)	Wooster (15-7)	
1987	Wooster (15-3)	Ohio Wesleyan (15-5)	
1988	Wooster (18-3)	Allegheny (17-5)	12-8, 3rd
1989	Ohio Wesleyan (14-2)	Allegheny (15-3)	
1990	Wooster (17-4)	Wittenberg (16-5)	18-6, 3rd
1991	Wittenberg (16-7)	Wooster (15-7)	14-8, 3rd
1992	Ohio Wesleyan (20-2)	Wittenberg (14-6)	
1993	Allegheny (16-1)	Ohio Wesleyan (14-3)	
1994	Ohio Wesleyan (15-1)	Wooster (12-4)	
1995	Ohio Wesleyan (14-2)	Wooster (13-3)	
1996	Wittenberg (15-1)	Allegheny (12-4)	11-5, 3rd
1997	Wooster (15-1)	Allegheny (14-1)	11-7, 3rd
1998	Wooster (15-1)	Ohio Wesleyan (11-5)	
1999	Allegheny (14-2)	OWU, Wooster (13-3)	
YEAR	EAST DIV. (RECORD)	WEST DIV. (RECORD)	OWU
2000	Allegheny (11-1)	Ohio Wesleyan (12-0)	
2001	Allegheny (10-2)	Ohio Wesleyan (10-2)	
2002	Wooster (11-1)	OWU, Wittenberg (10-2)	
2003	Wooster (15-1)	Denison, OWU (12-4)	
2004	Wooster (13-3)	Denison (14-2)	11-5, 2W
2005	Wooster (15-1)	Denison (12-2)	9-5, T2W
2006	Wooster (15-1)	Ohio Wesleyan (13-3)	
2007	Wooster (15-0)	Ohio Wesleyan (13-3)	
2008	Wooster (14-2)	Denison (12-4)	10-6, 2W
2009	Wooster (13-3)	OWU, Wabash (11-5)	
2010	Wooster (13-3)	Denison (11-5)	9-7, T2W
YEAR	LEADER (RECORD)	RUNNER-UP (RECORD)	
2011	Wooster (9-4)	Ohio Wesleyan (11-5)	
YEAR	EAST DIV. (RECORD)	WEST DIV. (RECORD)	OWU
2012	Kenyon (13-3)	DePauw (12-4)	9-7, 2W
2013	Wooster (15-3)	Denison (13-6)	8-11, 4W
2014	Wooster (16-3)	Denison (14-5)	6-13, 4W
2015	Wooster (17-2)	OWU, DePauw (14-5)	
2016	Wooster (17-2)	Denison (14-5)	13-6, 2W
2017	Wooster (17-2)	DePauw (12-5)	6-13, 4W

YEAR	CHAMPION (RECORD)	RUNNER-UP (RECORD)	OWU
2018	Wooster (16-2)	Denison (15-3)	9-9, T5th
2019	Wooster (13-3)	Denison (14-4)	7-10-1, 8th
2020	season canceled		
YEAR	EAST DIV. (RECORD)	WEST DIV. (RECORD)	OWU
2021	Wooster (9-3)	Denison (11-5)	2-14, 5W
YEAR	CHAMPION (RECORD)	RUNNER-UP (RECORD)	OWU
2022	Denison (16-2)	Wittenberg (14-4)	3-15, T9th
2023	Denison (16-0)	Wittenberg (14-2)	5-11, 6th

NOTE: During the 1985-90 seasons, the NCAC champion was determined by the highest regular season winning percentage.

During the 1991-2017 seasons, the NCAC tournament champion was recognized as the conference champion.

Beginning with the 2018 season, the NCAC champion was determined by the highest regular season winning percentage.

The 2020 season was canceled because of the COVID-19 pandemic.

The 2021 season included NCAC divisional play only, and the NCAC tournament consisted of a 3-game series between East and West Division winners. The winner of that series was recognized as the conference champion.

BISHOPS IN THE NCAC

YEAR	ALL	CWRU	DEN*	EARL	KEN	OBE	WITT*	WOO
1985	1-3	1-3	2-1	—	4-0	—	—	1-3
1986	3-1	4-0	1-2	—	4-0	3-1	—	3-1
1987	1-3	4-0	4-0	—	4-0	—	—	2-2
1988	1-1	2-2	1-1	—	4-0	3-1	—	1-3
1989	0-2	4-0	4-0	—	4-0	—	—	2-0
1990	1-2	2-1	3-0	3-0	3-0	3-0	2-1	1-2
1991	3-1	4-0	1-3	2-0	—	—	1-3	3-1
1992	2-0	3-1	4-0	4-0	—	—	4-0	3-1
1993	1-2	—	3-0	2-0	3-0	—	3-0	2-1
1994	2-0	2-0	2-0	2-0	2-0	2-0	1-1	2-0
1995*	2-1	2-0	2-0	4-0	2-0	2-0	2-2	1-1
1996*	3-1	2-0	1-1	2-0	1-1	2-0	0-2	4-0
1997*	0-3	2-0	2-0	2-0	2-0	2-0	1-1	0-3
1998*	1-1	2-0	3-0	2-0	1-1	2-0	0-2	1-2
1999*	1-1	2-0	2-0	2-0	2-0	2-0	2-0	0-3
TOT		36-7						

YEAR	ALL	DEN*	EARL	HIR	KEN	OBE	WAB	WITT*	WOO
2000**	2-0	3-0	3-0	—	—	—	3-0	3-0	1-0
2001	—	2-1	3-0	—	—	—	3-0	2-1	—
2002	—	2-1	3-0	—	—	—	3-0	2-1	—
2003	—	3-1	4-0	—	—	—	2-2	3-1	—
2004	—	1-3	4-0	—	—	—	3-1	3-1	—
2005	—	1-3	2-0	—	—	—	4-0	2-2	—
2006	—	3-1	4-0	—	—	—	4-0	2-2	—
2007	—	2-2	4-0	—	—	—	3-1	4-0	—
2008	—	2-2	4-0	—	—	—	1-3	3-1	—
2009	—	4-0	3-1	—	—	—	2-2	2-2	—
2010	—	3-1	4-0	—	—	—	1-3	1-3	—
TOT		63-1							

YEAR	ALL	DEN*	HIR	KEN	OBE	WAB	WITT*	WOO
2011	2-0	1-1	2-0	1-1	2-0	1-1	1-1	1-1

YEAR	ALL	DEN*	DPU	HIR*	KEN	OBE	WAB	WITT*	WOO
2012	—	3-1	2-2	—	—	—	1-3	3-1	—
2013***	—	2-2	1-3	—	—	—	3-1	2-2	0-3
2014***	—	1-3	0-4	—	—	—	2-2	3-1	0-3
2015***	—	3-1	2-2	—	3-0	—	4-0	2-2	—
2016***	—	3-1	2-2	—	2-1	—	2-2	4-0	—
2017***	—	1-3	1-3	—	—	—	2-2	2-2	0-3
2018	1-1	1-1	0-2	2-0	1-1	2-0	1-1	1-1	0-2
2019	1-1	1-1	1-1	1-0	1-1	1-1	0-2	1-1	0-2
2020	season canceled								
2021	—	0-4	1-3	—	—	—	1-3	0-4	—
2022	0-2	0-2	0-2	1-1	0-2	1-1	0-2	0-2	1-1
TOT	28-26								

YEAR	DEN*	DPU	HIR	KEN	OBE	WAB	WITT*	WOO
2023	0-2	1-1	1-1	1-1	1-1	1-1	0-2	0-2
TOT	77-45	11-25	7-2	45-9	28-5	47-32	62-45	29-40

+does not include 1 tie game

*Includes NCAC tournament games, which counted in the standings during the 1995-2000 seasons.

**Includes NCAC tournament games but does not include crossover games, which did not count in the standings.

***Includes NCAC crossover games, which count in the standings

NOTE: Earlham and Wittenberg began NCAC play in 1990. Case Reserve left the NCAC after the 1999 season. Hiram and Wabash began NCAC play in 2000. Earlham left the NCAC after the 2010 season. DePauw began NCAC play in 2012. Allegheny left the NCAC after the 2022 season.

The 2020 season was canceled because of the COVID-19 pandemic.

The 2021 season included NCAC divisional play only.



The 2001 Bishops were the first Ohio Wesleyan team to repeat as NCAC tournament champion.

NCAC TOURNAMENT CHAMPIONS

YEAR	CHAMPION (SCORE)	RUNNER-UP
1991	Wooster (6-3)	Ohio Wesleyan
1992	Ohio Wesleyan (13-3)	Wittenberg
1993	Allegheny (9-4)	Ohio Wesleyan
1994	Ohio Wesleyan (9-0)	Wooster
1995	Wooster (12-4)	Wittenberg
1996	Ohio Wesleyan (18-14)	Wooster
1997	Allegheny (14-4)	Wittenberg
1998	Wooster (6-4)	Ohio Wesleyan
1999	Allegheny (4-3)	Wooster
2000	Ohio Wesleyan (11-1)	Allegheny
2001	Ohio Wesleyan (16-11)	Allegheny
2002	Wooster (8-6)	Ohio Wesleyan
2003	Ohio Wesleyan (10-2)	Denison
2004	Wooster (9-8)	Denison
2005	Wooster (11-9)	Denison
2006	Wooster (9-8)	Ohio Wesleyan
2007	Ohio Wesleyan (12-7)	Wooster
2008	Ohio Wesleyan (7-3)	Denison
2009	Wooster (10-6)	Kenyon
2010	Wooster (19-7)	Denison
2011	Wabash (5-2)	Ohio Wesleyan
2012	Wooster (8-6)	DePauw
2013	Wooster (18-6)	Allegheny
2014	DePauw (4-2)	Wooster
2015	Oberlin (11-5)	Wooster
2016	Wooster (10-5)	DePauw
2017	Wooster (25-6)	DePauw
2018	Wabash (17-8)	Wooster
2019	Denison (7-5)	Wooster
2020	season canceled	
2021	Denison (10-5)	Wooster
2022	Denison (8-1)	Wooster
2023	Denison (7-2)	Wittenberg

NOTE: During the 1985-90 seasons, the NCAC champion was determined by the highest regular season winning percentage. During the 1991-2017 seasons, the NCAC tournament champion was recognized as the conference champion. Beginning with the 2018 season, the NCAC champion was determined by the highest regular season winning percentage.

The 2020 season was canceled because of the COVID-19 pandemic.

The 2021 season included NCAC divisional play only, and the NCAC tournament consisted of a 3-game series between East and West Division winners. The winner of that series was recognized as the conference champion.

BISHOPS IN THE NCAC TOURNAMENT

YEAR	ALL	CWRU	DEN	EARL	KEN	OBE	WITT	WOO
1991	1-0	—	—	—	—	—	1-0	0-2
1992	—	—	—	—	—	—	2-0	1-0
1993	1-2	—	1-0	—	—	—	—	1-0
1994	1-0	—	1-0	—	—	—	—	2-0
1995	1-0	—	—	2-0	—	—	0-2	—
1996	2-0	—	—	—	—	—	—	2-0
1997	0-1	—	—	—	—	—	—	0-1
1998	—	—	1-0	—	—	—	—	0-1
1999	—	—	—	—	—	—	—	0-1

YEAR	ALL	DEN*	EARL	HIR	KEN	OBE	WAB	WITT*	WOO
2000	2-0	—	—	—	—	—	—	—	1-0
2001	2-0	—	—	—	—	—	—	2-0	—
2002	2-1	—	—	—	—	—	—	—	1-2
2003	2-0	2-0	—	—	—	—	—	—	—
2004	—	—	—	—	—	—	—	—	0-2
2005	—	—	—	—	—	—	—	—	—
2006	—	—	—	—	2-0	—	—	—	0-2
2007	2-0	—	—	—	—	—	—	—	2-1
2008	—	2-1	—	—	—	—	—	—	2-1
2009	—	—	—	—	1-2	—	—	—	—
2010	—	—	—	—	—	—	—	—	—
TOT			2-0						

YEAR	ALL	DEN*	HIR	KEN	OBE	WAB	WITT*	WOO
2011	—	—	—	—	—	0-2	1-0	1-0

YEAR	ALL	DEN*	DPU	HIR	KEN	OBE	WAB	WITT*	WOO
2012	—	—	0-1	—	1-0	—	—	—	0-1
2013	—	—	—	—	—	—	—	—	—
2014	—	—	—	—	—	—	—	—	—
2015	1-0	—	—	—	—	—	—	—	0-2
2016	—	0-1	—	—	—	—	—	—	0-1
2017	—	—	—	—	—	—	—	—	—
2018	—	—	—	—	—	—	—	—	—
2019	—	—	—	—	—	—	—	—	—
2020	season canceled								
2021	—	—	—	—	—	—	—	—	—
2022	—	—	—	—	—	—	—	—	—
TOT	17-4								

YEAR	DEN*	DPU	HIR	KEN	OBE	WAB	WITT*	WOO
2023	—	—	—	—	—	—	—	—
TOT	7-2	0-1	—	4-2	—	0-2	6-2	13-17

*does not include 1 tie game

2023 NCAC TEAM STATISTICS

BATTING

TEAM	AB	H	AVG
WITT	1509	533	.353
DEN	1616	528	.327
KEN	1210	395	.326
WAB	1450	461	.318
OWU	1306	404	.309
WOO	1392	408	.293
OBE	1149	328	.285
DPU	1223	339	.277
HIR	1251	342	.273

SCORING

TEAM	G	R	R/G
WITT	42	413	9.83
DEN	46	435	9.46
KEN	35	303	8.66
WAB	42	340	8.09
WOO	41	301	7.34
OWU	39	270	6.92
DPU	37	226	6.11
HIR	40	241	6.03
OBE	35	200	5.71

EARNED RUN AVERAGE

TEAM	IP	ER	ERA
DEN	393.2	206	4.71
WITT	349.0	202	5.21
KEN	284.0	195	6.18
OBE	293.1	211	6.47
WOO	345.2	255	6.64
OWU	309.0	238	6.93
WAB	349.1	287	7.39
HIR	312.2	278	8.00
DPU	297.1	287	8.69

FIELDING

TEAM	G	E	Pct
DEN	46	58	.966
WAB	42	51	.965
KEN	35	42	.964
WOO	41	56	.961
WITT	42	66	.956
HIR	40	59	.955
DPU	37	71	.945
OWU	39	76	.943
OBE	35	74	.942



2008 North Coast Athletic Conference champions!

PREVIOUS NCAC TEAM LEADERS

BATTING

YEAR	TEAM	AVG
1985	Wooster	.310
1986	Wooster	.372
1987	Wooster	.344
1988	Ohio Wesleyan	.344
1989	Wooster	.332
1990	Wooster	.333
1991	Wittenberg	.322
1992	Ohio Wesleyan	.360
1993	Allegheny	.352
1994	Ohio Wesleyan	.355
1995	Ohio Wesleyan	.349
1996	Allegheny	.357
1997	Ohio Wesleyan	.380
1998	Ohio Wesleyan	.397
1999	Allegheny	.374
2000	Ohio Wesleyan	.371
2001	Ohio Wesleyan	.372
2002	Ohio Wesleyan	.356
2003	Wooster	.348
2004	Denison	.344
2005	Wooster	.360
2006	Kenyon	.358
2007	Ohio Wesleyan	.340
2008	Wooster	.328
2009	Wooster	.344
2010	Wooster	.344
2011	Allegheny	.343
2012	Kenyon	.339
2013	Wooster	.324
2014	Wooster	.340
2015	Wooster	.350
2016	Ohio Wesleyan	.343
2017	Wooster	.339
2018	Wooster	.349
2019	Denison	.338
2020	Wooster	.333
2021	Wooster	.329
2022	Denison	.328
2023	Wittenberg	.353

SCORING

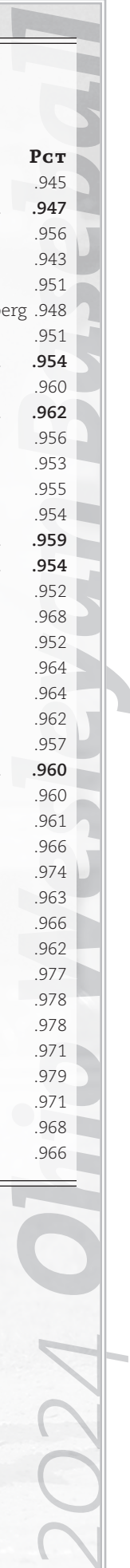
YEAR	TEAM	RUNS/G
1985	Wooster	7.15
1986	Wooster	10.14
1987	Wooster	8.72
1988	Wooster	8.17
1989	Wooster	8.84
1990	Wooster	8.33
1991	Ohio Wesleyan	7.44
1992	Ohio Wesleyan	8.33
1993	Allegheny	10.00
1994	Allegheny	9.30
1995	Allegheny	8.89
1996	Allegheny	9.40
1997	Allegheny	10.56
1998	Ohio Wesleyan	11.15
1999	Allegheny	9.22
2000	Ohio Wesleyan	9.57
2001	Ohio Wesleyan	10.34
2002	Wooster	9.73
2003	Wooster	9.73
2004	Wooster	8.68
2005	Wooster	9.39
2006	Wooster	9.75
2007	Wooster	8.82
2008	Wooster	7.53
2009	Wooster	8.63
2010	Wooster	9.49
2011	Wabash	6.98
2012	Kenyon	7.79
2013	Wooster	8.09
2014	Wooster	9.52
2015	Wooster	10.71
2016	Ohio Wesleyan	7.95
2017	Wooster	9.64
2018	Wooster	10.32
2019	Wooster	8.78
2020	Wittenberg	8.90
2021	Wooster	8.29
2022	Wooster	8.92
2023	Wittenberg	9.83

EARNED RUN AVERAGE

YEAR	TEAM	ERA
1985	Allegheny	5.12
1986	Wooster	4.80
1987	Wooster	4.69
1988	Ohio Wesleyan	4.07
1989	Allegheny	4.18
1990	Wittenberg	3.48
1991	Wooster	3.42
1992	Ohio Wesleyan	4.33
1993	Allegheny	2.57
1994	Ohio Wesleyan	2.82
1995	Allegheny	3.28
1996	Ohio Wesleyan	3.70
1997	Denison	3.94
1998	Wooster	4.14
1999	Ohio Wesleyan	3.76
2000	Wooster	3.28
2001	Wooster	3.57
2002	Ohio Wesleyan	3.26
2003	Denison	4.27
2004	Denison	3.48
2005	Wooster	3.81
2006	Wooster	3.53
2007	Wooster	2.51
2008	Wooster	4.02
2009	Wooster	3.78
2010	Wooster	3.80
2011	Oberlin	4.40
2012	Ohio Wesleyan	3.93
2013	Wooster	3.25
2014	Allegheny	4.34
2015	Ohio Wesleyan	4.51
2016	DePauw	4.34
2017	Wabash	3.81
2018	Wabash	3.70
2019	Denison	3.73
2020	Wabash	4.19
2021	Kenyon	3.47
2022	Denison	3.56
2023	Denison	4.71

FIELDING

YEAR	TEAM	PCT
1985	Wooster	.945
1986	Ohio Wesleyan	.947
1987	Wooster	.956
1988	Wooster	.943
1989	Wooster	.951
1990	CWRU, Wittenberg	.948
1991	Wooster	.951
1992	Ohio Wesleyan	.954
1993	Wooster	.960
1994	Ohio Wesleyan	.962
1995	Wooster	.956
1996	Allegheny	.953
1997	Allegheny	.955
1998	Wittenberg	.954
1999	Ohio Wesleyan	.959
2000	Ohio Wesleyan	.954
2001	Wooster	.952
2002	Wooster	.968
2003	Hiram	.952
2004	Denison	.964
2005	Wittenberg	.964
2006	Denison	.962
2007	Wooster	.957
2008	Ohio Wesleyan	.960
2009	Wabash	.960
2010	Wooster	.961
2011	Kenyon	.966
2012	DePauw	.974
2013	Allegheny	.963
2014	Wabash	.966
2015	Wooster	.962
2016	Wooster	.977
2017	Wooster	.978
2018	Wooster	.978
2019	Denison	.971
2020	Wabash	.979
2021	Wittenberg	.971
2022	Wooster	.968
2023	Denison	.966



2023 NCAC INDIVIDUAL LEADERS

BATTING (2.5 PA/TEAM G)	G	AB	HITS	AVG
Edwin Groff, KEN	33	140	62	.443
Thomas Luke, WITT	37	145	61	.421
Zane Vitense, OWU	37	141	59	.418
Eli Westrick, WOO	41	170	71	.418
Tripper Capps, KEN	32	117	47	.402
A.J. Reid, WAB	42	168	67	.399
Michael Bronowski, WITT	30	96	38	.396
Ben Seibert, WITT	40	142	55	.387
Liam Patton, WAB	37	146	56	.384
Chase Whisner, WITT	40	163	62	.380

DOUBLES	G	2B
Noah Leib, DEN	45	18
Eric Colaco, DEN	46	18
Jake Welsch, DEN	46	17
4 tied with		16

TRIPLES	G	3B
Grant Mitchell, WOO	41	8
Kamden Earley, WAB	41	7
Camden Scheidt, WAB	41	5
6 tied with		4

HOME RUNS	G	HR
A.J. Reid, WAB	42	10
Eric Colaco, DEN	46	10
Danny Glimco, DPU	37	9
Charlie Glennon, DEN	45	8
Noah Leib, DEN	45	8

RUNS BATTED IN	G	RBI
Noah Leib, DEN	45	61
Eric Colaco, DEN	46	60
Conor O'Malley, WITT	42	55
Liam Patton, WAB	37	50
A.J. Reid, WAB	42	50

STOLEN BASES	G	SB
Eric Colaco, DEN	46	38
Charlie Glennon, DEN	45	24
Jake Blozy, OBE	35	19
Chaisson Marrs, HIR	40	18
Drew Robinson, KEN	33	17

ERA (1 IP/TEAM G)	G	IP	ER	ERA
Nick Falter, DEN	15	71.0	21	2.66
Charlie Fleming, DEN	14	83.1	26	2.81
Will Rettig, DEN	16	58.0	19	2.95
Michael Osmond, WITT	13	63.0	25	3.57
Nick Cunningham, WITT	17	62.1	25	3.61
Jay Aghanya, OBE	8	38.0	16	3.79
George Viebrock, DEN	22	49.1	21	3.83
Devin Anthony, WOO	10	47.1	21	3.99
Corey Knauf, WOO	12	57.0	26	4.11
Theo Canning, KEN	11	50.1	23	4.11

STRIKEOUTS	G	IP	K
Charlie Fleming, DEN	14	83.1	92
Michael Osmond, WITT	13	63.0	78
Michael Vallone, DPU	11	58.0	75
Jacob Bishop, WAB	15	59.2	59
Nick Falter, DEN	15	71.0	57

WINS	G	W-L
Charlie Fleming, DEN	14	10-1
Nick Falter, DEN	15	7-1
Nick Cunningham, WITT	17	7-3
George Viebrock, DEN	22	7-3
Nate Floyd, WITT	13	6-1
Michael Osmond, WITT	13	6-2

SAVES	G	SAVES
George Viebrock, DEN	22	6
Nick Cunningham, WITT	17	3
6 tied with		1


PREVIOUS NCAC INDIVIDUAL LEADERS

BATTING

YEAR	PLAYER	G	AB	H	Avg
1985	Joe Johnson, OBE	23	74	34	.459
1986	Rick Sforzo, WOO	50	186	87	.468
1987	Scott Tedder, OWU	47	163	67	.411
1988	Rick Grimm, ALL	38	118	55	.466
1989	Jim Soma, OWU	30	103	46	.447
1990	Chris Bell, WOO	39	123	51	.415
1991	Ken Holloway, CWRU	33	95	40	.421
1992	Mark Senkowitz, OWU	33	88	45	.511
1993	Steve Cook, ALL	42	144	65	.451
1994	Steve Goodhart, OWU	43	158	71	.449
1995	Joe Rine, ALL	42	142	62	.437
1996	Joe Musgrove, ALL	49	159	80	.503
1997	Scott Feskanich, CWRU	34	108	56	.519
1998	Ryan Missler, OWU	46	171	83	.485
1999	Gordon Daily, CWRU	37	123	57	.463
2000	Drew Caravella, OWU	49	171	75	.439
2001	Dan Penberthy, WOO	44	151	75	.497
2002	Drew Caravella, OWU	48	163	87	.534
2003	Adam Mandel, DEN	43	152	72	.474
2004	Adam Mandel, DEN	38	143	66	.462
2005	Drew Shamrock, DEN	37	139	60	.432
2006	A.J. Dote, OWU	33	117	55	.470
2007	Eric Sturgeron, EARL	27	97	45	.464
2008	Will Smith, KEN	37	114	51	.447
2009	Craig Dobos, HIR	31	99	44	.444
2010	Matt Stahl, ALL	37	122	61	.500
2011	Ben Lowmaster, ALL	28	105	47	.448
2012	Jesse Weiss, KEN	39	141	57	.404
2013	Brandon Reaman, WITT	39	146	62	.425
2014	Jarrod Mancine, WOO	44	169	73	.432
2015	Jake Dunn, KEN	40	145	64	.441
2016	Joe Killian, ALL	35	144	63	.438
2017	Michael Wielansky, WOO	45	182	76	.418
2018	Michael Blatchford, OWU	39	151	65	.430
2019	Brendan Mapes, OBE	38	143	63	.441
2020	Aaron Spidell, WOO	7	29	16	.552
2021	Jake Freed, OBE	10	36	17	.472
2022	Ben Kosbie, ALL	38	131	52	.397
2023	Edwin Groff, KEN	33	140	62	.443

HITS

YEAR	PLAYER	G	H
1985	Rick Sforzo, WOO	48	74
1986	Rick Sforzo, WOO	50	87
1987	Scott Walberry, OWU	47	73
1988	Brent Bizyak, WOO; Rick Grimm, ALL; Matt Hiestand, WOO	55	55
1989	Brent Bizyak, WOO	44	69
1990	Greg Justice, OWU	43	60
1991	Greg Justice, OWU	43	62
1992	Greg Justice, OWU	44	70
1993	Scott Govoni, OWU	45	66
1994	Steve Goodhart, OWU	43	71
1995	Jeff McClish, OWU; Joe Rine, ALL	62	62
1996	Joe Musgrove, ALL	49	80
1997	Travis Snyder, WOO	55	94
1998	Ryan Missler, OWU	46	83
1999	Ben Couch and Kevin Davidson, ALL	45	72
2000	Joe Loudenslager, OWU	50	78
2001	Drew Caravella, OWU	52	84
2002	Drew Caravella, OWU	48	87
2003	Matt Miller, WOO	43	76
2004	Matt Miller, WOO	47	81
2005	Luke Ullman, WOO	48	72
2006	Shaun Swearingen, WOO	46	70
2007	Joey McDaniel, OWU	41	69
2008	Sean Karpen, WOO	47	73
2009	Sean Karpen, WOO	54	97
2010	Matthew Johnson, WOO	43	79
2011	Chris Deig, WAB	44	64
2012	Eddie Reese, WOO	44	59
2013	Jarrod Mancine, WOO	44	67
2014	Jarrod Mancine, WOO	44	73
2015	Frank Vance, WOO	45	81
2016	Jamie Lackner, WOO	50	74
2017	Michael Wielansky, WOO	45	76
2018	Michael Wielansky, WOO	50	79
2019	Max Lahn, DEN	48	75
2020	Alex Gow, KEN	15	24
2021	Brian McAuliffe, DEN	40	60
2022	Ben Gbur, WOO	52	83
2023	Eric Colaco, DEN	46	76




Mark Senkowitz won the NCAC Triple Crown in 1992, leading the league in batting average, home runs, and runs batted in.

DOUBLES

YEAR	PLAYER	G	2B	2B/G
1985	Dave Behler, DEN; Dave Kessler, WOO		16	—
1986	Russ Miller, WOO	49	22	—
1987	Rick Sforzo, WOO	46	23	—
1988	Rick Grimm, ALL	38	15	—
1989	Rick Grimm, ALL	41	18	—
1990	Phil Scott, WITT	33	14	0.42
1991	Matt Callahan, WITT	41	16	0.39
1992	Scott Govoni and George Powell, OWU		19	0.42
1993	Scott Govoni, OWU	45	24	0.53
1994	Chris Cingolani and Terry Gladis, WOO		17	0.35
1995	Joe Rine, ALL	42	15	0.36
1996	Joe Musgrove, ALL	49	25	0.51
1997	Travis Snyder, WOO	55	25	0.45
1998	Trevor Urban, WOO	46	19	0.41
1999	Bryan Magoteaux, WITT	38	18	0.47
2000	Bryan Burke, WITT	36	16	0.44
2001	Adam Mandel, DEN	40	18	0.45
2002	Drew Caravella, OWU	48	21	—
2003	Tyler Mott, OWU	45	19	—
2004	Matt Miller, WOO	47	21	—
2005	Luke Ullman, WOO	48	23	—
2006	Brandon Boesiger, WOO	45	17	—
2007	Logan Hronis, OWU	38	18	—
2008	Sean Karpen, WOO	47	17	—
2009	Stu Beath, WOO	54	23	—
2010	Greg Van Horn, WOO	42	19	—
2011	David Seibel, WAB	44	16	—
2012	Jesse Weiss, KEN	39	20	—
2013	Eddie Reese, WOO	45	22	—
2014	Mike Pezzone, ALL	41	18	—
2015	Frank Vance, WOO	45	24	—
2016	David Oliger, WAB	40	19	—
2017	Jacob Shick, ALL	40	18	—
2018	Michael Blatchford, OWU and 3 others		20	—
2019	Will Krushena, DEN	48	21	—
2020	Andrew Rabinowitz, KEN	15	6	—
2021	Brian McAuliffe, DEN	40	19	—
2022	Danny Alvarez, DEN	46	22	—
2023	Eric Colaco and Noah Leib, DEN		18	—

TRIPLES

YEAR	PLAYER	G	3B	3B/G
1985	Bill Finesilver, CWRU	35	4	—
1986	Pete Meyer, WOO; Mike O'Brien, WOO; Rick Sforzo, WOO		4	—
1987	Tim Keller, KEN	36	5	—
1988	Kevin Howard, WOO; Rick Kinser, DEN		5	—
1989	Brent Bizyak, WOO	44	7	—
1990	Craig Jones, ALL	34	4	0.12
1991	Tom Flynn, WOO	40	5	0.13
1992	Jay Dace, EARL	25	5	0.20
1993	Todd Urban, WOO	32	4	0.13
1994	Bryan Bates, WITT	41	5	0.12
1995	Ted Lytle, OBE	25	4	0.16
1996	Scott Feskanich, CWRU	33	5	0.15
1997	Trevor Urban, WOO	55	7	0.13
1998	Gordon Daily, CWRU	27	3	0.11
1999	Ben Couch, ALL	46	9	0.20
2000	Ben Couch, ALL	48	6	0.13
2001	Brian Frasco, HIR	37	4	0.11
2002	Jake Frank, WOO	44	6	—
2003	Adam Mandel, DEN	43	5	—
2004	Adam Mandel, DEN	38	4	—
2005	Justin McCulla, WITT; Billy King, WAB		5	—
2006	Jake Calcei, KEN	32	6	—
2007	Kyle Sherman, OWU; Justin Held, DEN		6	—
2008	Jake Calcei, KEN	38	6	—
2009	Ray Noe, WITT	39	7	—
2010	Greg Van Horn, WOO	42	8	—
2011	Matt Forgatch, DEN	35	6	—
2012	Eric Hansen, ALL	29	5	—
2013	Danny Kraus, DEN	41	8	—
2014	John Nahra, KEN	36	5	—
2015	Frank Vance, WOO	45	8	—
2016	Justin Dages, OWU	43	7	—
2017	Connor Einertson, DPU; Michael Wielansky, WOO		6	—
2018	Michael Wielansky, WOO; Jared Wolfe, WAB		7	—
2019	Matt Contreras, KEN	37	6	—
2020	Matthew Annee, WAB; Dan Gail, WOO		2	—
2021	Ben Gbur, WOO; Ben Hines, WOO		5	—
2022	Ryan Dougherty, ALL	38	5	—
2023	Grant Mitchell, WOO	41	8	—



Justin Dages led the NCAC in triples in 2016.


2023 NCAC Baseball

HOME RUNS

YEAR	PLAYER	G	HR	HR/G
1985	Dave Kessler, WOO	46	9	—
1986	Dave Kessler and Rick Sforzo, WOO		16	—
1987	Rick Sforzo, WOO	46	16	—
1988	Charlie Smith, ALL	36	10	—
1989	Jeff Filkovski, ALL	37	10	—
1990	Matt Hiestand, WOO	39	14	0.36
1991	Jeff Brown, WITT	38	11	0.29
1992	Mark Senkowitz, OWU	33	12	0.36
1993	Brett Scott, DEN	33	9	0.27
1994	Chris Cingolani, WOO	48	12	0.25
1995	Fran Riordan, ALL	33	8	0.24
1996	Jason Nypaver, ALL	48	16	0.33
1997	Matt Jackson, WOO	55	21	0.38
1998	John Sherrod, ALL	36	14	0.39
1999	Jason Bogenrife, OWU	49	12	0.24
2000	Jason Bogenrife, OWU	50	18	0.36
2001	Ryan Peters, WITT	35	14	0.40
2002	Shaun Rice, OWU	46	18	—
2003	Jesse Gregory, KEN; Brian Regan, DEN		12	—
2004	Kurt Kapferer, WOO	47	16	—
2005	Pat Christensen, WOO	48	16	—
2006	Kurt Kapferer, WOO	45	18	—
2007	Kyle Sherman, OWU; Sheldon Steiner, WOO	10	—	—
2008	Pat Christensen, WOO	47	11	—
2009	Matt Groezinger, WOO	54	12	—
2010	John Holm, WAB	42	15	—
2011	John Holm, WAB	42	12	—
2012	John Holm, WAB	40	11	—
2013	Eddie Reese, WOO	45	8	—
2014	Eddie Reese, WOO	44	11	—
2015	Jamie Lackner, WOO	45	17	—
2016	J. Lackner, D. Tornow, M. Wielansky WOO		7	—
2017	Jack Thompson, DPU	45	13	—
2018	Dan Harwood, WOO	49	14	—
2019	Brian McAuliffe, DEN; Patrick O'Leary, KEN		10	—
2020	Mason Davis, WITT; Patrick O'Leary, KEN		3	—
2021	Jack Hollinshead, WITT; Brian McAuliffe, DEN		13	—
2022	Ben Gbur, WOO	52	15	—
2023	A.J. Reid, WAB; Eric Colaco, DEN		10	—

RUNS BATTED IN

YEAR	PLAYER	G	RBI	RBI/G
1985	Dave Kessler, WOO	46	52	—
1986	Rick Sforzo, WOO	50	77	—
1987	Cary McConnell, WOO	46	58	—
1988	Matt Hiestand, WOO	41	46	—
1989	Rick Grimm, ALL	41	56	—
1990	Matt Hiestand, WOO	39	52	1.33
1991	Chris Bell, WOO	41	51	1.24
1992	Mark Senkowitz, OWU	33	45	1.36
1993	Scott Govoni, OWU	45	73	1.62
1994	Chris Cingolani, WOO	48	57	1.19
1995	Joe Rine, ALL	42	53	1.26
1996	Joe Musgrove, ALL	49	74	1.51
1997	Jos Musgrove, ALL	48	72	1.50
1998	Dan Marchetti, OWU	40	59	1.48
1999	Kevin Davidson, ALL	45	70	1.56
2000	Drew Caravella, OWU	49	75	1.53
2001	Drew Caravella, OWU	52	82	1.58
2002	Drew Caravella, OWU	48	89	—
2003	Jake Frank, WOO	43	62	—
2004	Drew Shamrock, DEN	38	63	—
2005	Pat Christensen, WOO	48	64	—
2006	Kyle Sherman, OWU and 2 others	54	54	—
2007	Sheldon Steiner, WOO	44	48	—
2008	Will Smith, KEN	37	48	—
2009	Matt Groezinger, WOO	54	73	—
2010	Matt Groezinger, WOO	43	57	—
2011	John Holm, WAB	42	53	—
2012	John Holm, WAB	40	41	—
2013	Eddie Reese, WOO	45	54	—
2014	Eddie Reese, WOO	44	58	—
2015	Jamie Lackner, WOO	45	69	—
2016	Jamie Lackner, WOO	50	54	—
2017	Jamie Lackner, WOO	45	58	—
2018	Dan Harwood, WOO	49	72	—
2019	Will Krushena, DEN	48	69	—
2020	Kyle Callahan, DPU	8	18	—
2021	Brian McAuliffe, DEN	40	51	—
2022	Tyler Chumita, WOO	52	84	—
2023	Noah Leib, DEN	45	61	—



Drew Caravella led the NCAC in RBI for 3 consecutive seasons.

STOLEN BASES

YEAR	PLAYER	G	SB	SB/G
1985	Fran Troyen, ALL	44	33	—
1986	Rick Sforzo, WOO	50	21	—
1987	Eric Phillips, OBE	30	25	—
1988	Jim Bush and Rich Martin, KEN		23	—
1989	Rich Martin, KEN	31	30	—
1990	Kevin Lewis, ALL	31	30	0.97
1991	Mark Glaser, OWU	43	35	0.81
1992	Mike Penn, ALL	39	34	0.87
1993	Mike Penn, ALL	41	42	1.02
1994	Mike Penn, ALL	39	57	1.46
1995	Terry Gladis, WOO	41	35	0.85
1996	P.J. Guerrieri, WOO	44	31	1.70
1997	Mike Porada, ALL	48	42	0.88
1998	Gordon Daily, CWRU	27	12	0.44
1999	Gordon Daily, CWRU	37	31	0.84
2000	Charles Williams, HIR	41	35	0.85
2001	Jared Treadway, WOO	44	29	0.66
2002	Shaun Rice, OWU	46	24	—
2003	Brian Regan, DEN	43	22	—
2004	Matt Miller, WOO	47	30	—
2005	Drew Shamrock, DEN	37	22	—
2006	Adam Toney, OWU	40	22	—
2007	Jesse Cullen-Dupont, OBE	36	27	—
2008	Sean Karpen, WOO	47	25	—
2009	Jake Calcei, KEN; Sean Karpen, WOO		23	—
2010	Matt Forgatch, DEN	41	27	—
2011	Matt Forgatch, DEN	35	25	—
2012	Jake Dunn, KEN	39	21	—
2013	Zac Wilson, WITT; Robby Hechinger, WAB		26	—
2014	Zach Gray, ALL	40	20	—
2015	Steven Moore, OWU	39	30	—
2016	Michael Wielansky, WOO	49	22	—
2017	Tanner Johnson, DEN	41	21	—
2018	Tanner Johnson, DEN	44	25	—
2019	Grady Paine, DEN	45	14	—
2020	Brett Heckert, ALL	7	7	—
2021	Michael Corsillo, HIR	40	23	—
2022	Eric Colaco, DEN	46	32	—
2023	Eric Colaco, DEN	46	38	—

EARNED RUN AVERAGE

YEAR	PLAYER	G	IP	ER	W-L	ERA
1985	Dave Elliot, DEN	8	48.2	14	2-2	2.59
1986	Tim Bruzdewicz, ALL	15	47.2	15	5-3	2.83
1987	Rob Piscetta, WOO	15	82.2	27	12-2	2.94
1988	Tim Bruzdewicz, ALL	15	90.0	13	11-1	1.30
1989	Ray Miller, ALL	13	39.2	12	3-1	2.72
1990	Kevin Tatar, WITT	12	77.0	10	11-0	1.17
1991	Jeff Woller, WOO	12	51.2	13	4-2	2.26
1992	Pat Broadwater, ALL	8	42.1	12	5-1	2.55
1993	Dean Peterson, ALL	23	46.2	5	2-3	0.96
1994	Scott Oberschlake, OWU	16	82.2	15	10-1	1.63
1995	Graham Wyllie, ALL	9	51.1	8	7-0	1.40
1996	Mike Bird, OWU	15	82.0	15	7-3	1.65
1997	Drew Binkowski, WOO	22	80.2	24	10-0	2.68
1998	Shawn Conn, OWU	12	49.0	12	5-0	2.20
1999	John Werner, WOO	13	59.1	14	10-1	2.12
2000	Ben Maibach, WOO	14	69.2	19	7-3	2.47
2001	Matt Englander, WOO	14	67.1	14	11-1	1.87
2002	Matt Englander, WOO	14	89.2	23	10-1	2.31
2003	Tyler Mott, OWU	15	91.1	21	12-1	2.07
2004	Drew Scibetta, ALL	8	53.2	14	6-0	2.35
2005	Jon Horne, WAB	8	49.1	11	2-4	2.01
2006	Jon Oliver, WOO	13	68.0	15	8-0	1.99
2007	Adam Samson, WOO	14	78.1	14	11-0	1.61
2008	Keegan Leckrone, WAB	18	42.0	7	5-1	1.50
2009	Justin McDowell, WOO	24	113.2	30	13-3	2.38
2010	Justin McDowell, WOO	15	71.2	21	8-3	2.64
2011	Mike Pereslucha, ALL	7	38.0	10	5-1	2.37
2012	Charles Cooper, OWU	11	57.0	12	3-4	1.89
2013	Kyle Koski, WOO	14	54.2	13	6-2	2.14
2014	J.T. Miller, WAB	10	76.0	17	5-2	2.01
2015	Michael Houdek, WOO	14	64.2	19	8-1	2.64
2016	Milo Sklar, OBE	15	51.1	15	4-3	2.63
2017	Michael Herrmann, WAB	11	64.1	11	6-2	1.54
2018	Mikey Rivera, DEN	28	63.1	15	3-1	2.13
2019	Nick Casey, DPU	12	58.0	16	3-3	2.48
2020	Ethan Soderna, OWU	3	12.0	1	1-0	0.75
2021	Kase Lawson, WAB	9	52.1	19	5-3	3.27
2022	Kenny Lippman, DEN	16	63.1	11	7-1	1.56
2023	Nick Falter, DEN	15	71.0	21	7-1	2.66



Steven Moore led the NCAC in stolen bases in 2015.

2024 Ohio Wesleyan Baseball

STRIKEOUTS

YEAR	PLAYER	G	IP	K	K/9 IP
1985	Hank Jones, OWU	19	76.1	81	—
1986	Rob Piscetta, WOO	12	68.1	74	—
1987	Tim Bruzdewicz, ALL	18	75.1	84	—
1988	Tim Bruzdewicz, ALL	15	90.0	119	—
1989	Jim Miller, OWU	15	46.0	60	—
1990	Jim Miller, OWU	14	52.1	62	10.66
1991	Jim Miller, OWU	11	42.0	54	11.57
1992	Jeff Woller, WOO	12	58.1	67	10.34
1993	Dean Peterson, ALL	23	46.2	57	10.99
1994	Matt Perry, ALL	11	54.2	63	10.37
1995	Lance Sparks, CWRU	14	75.0	75	9.00
1996	Matt Perry, ALL	14	72.0	87	10.88
1997	Ken Baker, ALL	26	46.2	63	12.15
1998	Nate Crowe, ALL	10	39.1	50	11.44
1999	Casey Marsh, DEN	8	35.0	46	11.83
2000	Jason Tangi, HIR	9	59.0	67	10.22
2001	B.J. Thomas, WOO	12	50.0	54	9.72
2002	Curt Moenter, OWU	16	85.1	97	—
2003	Josh Sharpless, ALL	10	63.2	84	—
2004	Drew Shamrock, DEN	10	57.1	90	—
2005	John Prejsnar, HIR	9	59.2	70	—
2006	Drew Scibetta, ALL	14	60.1	79	—
2007	Anthony Trapuzzano, WOO	13	85.1	93	—
2008	Adam Samson, WOO	18	77.1	70	—
2009	Justin McDowell, WOO	24	113.2	94	—
2010	Matt Dishong, ALL	14	68.0	72	—
2011	Matt Barnes, WOO	15	58.2	72	—
2012	J.T. Miller, WAB	12	71.2	76	—
2013	Keenan White, WOO	15	80.2	85	—
2014	Kyle Davis, ALL	13	81.2	69	—
2015	Huarte, DEN; Houdek, WOO; C. Cooper, OWU	49	—	—	—
2016	Chase Boyer, ALL	13	63.0	73	—
2017	Jesse Bogacz, KEN	13	56.0	71	—
2018	Bryce Roberts, WAB	16	97.2	85	—
2019	Sean Kealey, ALL	12	69.1	75	—
2020	Alex Gow, KEN	3	19.0	36	—
2021	Charlie Fleming, DEN	12	70.1	65	—
2022	Alex Gow, KEN	10	66.2	99	—
2023	Charlie Fleming, DEN	14	83.1	92	—


WINS

YEAR	PLAYER	WINS
1985	Don Osborne, ALL	10
1986	Hank Jones, OWU	15
1987	Rob Piscetta, WOO	12
1988	Tim Bruzdewicz, ALL	11
1989	Marc Picciano, ALL	9
1990	Kevin Tatar, WITT	11
1991	Jason Weiner, WOO	9
1992	Hudy, Roser, Sagerman	9
1993	Brad Roser, OWU	10
1994	Brett Beech, WOO	13
1995	Matt Rodgers, WOO	12
1996	K.Cooper, C.Stefanini	9
1997	Matt Rodgers, WOO	12
1998	Dan Van Dyke, WOO	10
1999	Curt Moenter, OWU	11
2000	Jeff Mountain, ALL	10
2001	Matt Farmwald, OWU	12
2002	Matt Englander, WOO	10
2003	Tyler Mott, OWU	12
2004	Cam Cowden, DEN	10
2005	Michael Coe, KEN	9
2006	J. Oliver, A.Samson, WOO	8
2007	Adam Samson, WOO	11
2008	Boucher, Speed , T'zano	8
2009	Justin McDowell, WOO	13
2010	Justin McDowell, WOO	8
2011	Schindler , Swart	7
2012	Elliott Ross, DPU	8
2013	Keenan White, WOO	12
2014	Matt Felvey, WOO	8
2015	Michael Houdek, WOO	8
2016	Michael Houdek, WOO	10
2017	Saran, WOO; Houdek, WOO	8
2018	Perley Provost, DEN	10
2019	Dippman, WOO; Troll, DEN	9
2020	7 tied with	2
2021	Charlie Fleming, DEN	7
2022	Michael Vallone, DPU	10
2023	Charlie Fleming, DEN	10

SAVES

YEAR	PLAYER	SAVES
1985	Terry Heil, CWRU	5
1986	Tim Bruzdewicz, ALL	3
1987	Rich Danch, WOO	5
1988	Rich Danch, WOO	6
1989	Rich Danch, WOO	4
1990	Jim Robertson, WOO	8
1991	Greg Kaiser, OWU	9
1992	Dean Peterson, ALL	9
1993	Dean Peterson, ALL	12
1994	Matt Rodgers, WOO	5
1995	Tim Hohli, OWU	4
1996	Kevin Smith, ALL	3
1997	Cory Winfield, WITT	9
1998	Cory Winfield, WITT	4
1999	Ken Baker, ALL	8
2000	Dustin Allen, HIR	4
2001	Rob George, ALL	11
2002	Matt Streicher, DEN	8
2003	Matt Streicher, DEN	6
2004	Matt Streicher, DEN	7
2005	Luke Katich, WOO	7
2006	Troy Testerman, DEN	6
2007	Mark Miller, WOO	8
2008	Mark Miller, WOO	13
2009	Fedor, KEN; Lucas, DEN	8
2010	Phil Brua, OBE	6
2011	Matt Rupert, WITT	8
2012	Joe Wojda, DPU	7
2013	Joe Wojda, DPU	7
2014	Calhoun, HIR; Rothman, WOO	5
2015	Michael Whitaker, WOO	8
2016	Nick Horvath, DPU	5
2017	Sklar, OBE; Whitaker, WOO	7
2018	Zach Moffett, WAB	11
2019	Mikey Rivera, DEN	7
2020	3 tied with	3
2021	Colin Springer, WOO	4
2022	Joel Biery, KEN	6
2023	George Viebrock, DEN	6

NOTE: Most NCAC statistical crowns were determined by highest gross total from 1985-89, by per-game average from 1990-2001 and by highest gross total beginning in 2002.



Jim Miller led the NCAC in strikeouts for 3 consecutive seasons.

2024 Ohio Wesleyan Baseball

PREVIOUS NCAC SPECIAL AWARDS

YEAR	PLAYER OF YEAR	PITCHER OF YEAR	NEWCOMER OF YEAR	COACH OF YEAR
1985	Rick Sforzo, Wooster	—	—	Rick Creehan, Allegheny; Tim Pettorini, Wooster
1986	Rick Sforzo, Wooster	—	—	Roger Ingles, OWU
1987	Rick Sforzo, Wooster	Rob Piscetta, Wooster	—	Tim Pettorini, Wooster
1988	Rick Grimm, Allegheny	Tim Bruzdewicz, Allegheny	—	Tim Pettorini, Wooster
1989	Rick Grimm, Allegheny	John Nye, Ohio Wesleyan	—	Roger Ingles, OWU
1990	Matt Hiestand, Wooster	Kevin Tatar, Wittenberg	—	Tim Pettorini, Wooster
1991	Jeff Filkovski, Allegheny	Jason Weiner, Wooster	—	Bob Bunnell, Kenyon; Doug Welsh, Earlham
1992	Greg Justice, Ohio Wesleyan	Steve Mitchell, Ohio Wesleyan	—	Roger Ingles, OWU
1993	Steve Cook, Allegheny	Pat Broadwater, Allegheny	—	Rick Creehan, Allegheny
1994	Steve Goodhart, OWU	Brad Roser, Ohio Wesleyan	—	Roger Ingles, OWU
1995	Steve Goodhart, OWU	Matt Rodgers, Wooster	—	Tim Pettorini, Wooster
1996	Jason Nypaver, Allegheny	Kris Cooper, Wittenberg	—	Rick Willis, Wittenberg
1997	Matt Jackson, Wooster	Chuck Stefanini, Allegheny	Dustin Wade, 2B, Wittenberg	Rick Creehan, Allegheny
1998	Ryan Missler, OWU	Dan Van Dyke, Wooster	Jason Bogenrife, C, OWU	Matt Burdette, Kenyon
1999	Trevor Urban, Wooster	Jeff Mountain, Allegheny	Drew Caravella, 1B, OWU	Mike Ferris, Allegheny; Jerry Siemon, CWRU
2000	Drew Caravella, OWU	Jeff Mountain, Allegheny	Joe Loudenslager, OF, OWU	Roger Ingles, OWU
2001	Derek Johnson, Denison	Matt Englander, Wooster	Adam Mandel, OF, Denison	Barry Craddock, Denison
2002	Drew Caravella, OWU	Matt Englander, Wooster	Jake Frank, 3B, Wooster	Tim Pettorini, Wooster
2003	Jake Frank, Wooster	Tyler Mott, Ohio Wesleyan	Jon Oliver, P, Wooster	Roger Ingles, OWU
2004	Matt Miller, Wooster	Cam Cowden, Denison	Jason Pape, 2B, Allegheny	Tim Pettorini, Wooster
2005	Luke Ullman, Wooster	Jon Oliver, Wooster	Pat Christensen, OF, Wooster	Matt Burdette, Kenyon
2006	Kurt Kapferer, Wooster	Jon Oliver, Wooster	John Quimby, SS, Wooster	Matt Burdette, Kenyon; Tim Pettorini, Wooster
2007	Kyle Sherman, OWU	Adam Samson, Wooster	Matt Barnes, P, Wooster	Tim Pettorini, Wooster
2008	Sean Karpen, Wooster	Adam Samson, Wooster	Tom Boucher, P, Kenyon	Tyler Mott, Ohio Wesleyan
2009	Sean Karpen, Wooster	Mark Miller, Wooster	James DiBiasio, 2B, OWU	Matt Burdette, Kenyon
2010	Matt Johnson, Wooster	Matt Dishong, Allegheny	Tyler Dierke, P, Kenyon	Tim Pettorini, Wooster
2011	John Holm, Wabash	Mike Pereslucha, Allegheny	Zack Mathie, OF, Wooster	Jay Lewis, Wittenberg; Tyler Mott, Ohio Wesleyan
2012	John Holm, Wabash	Josh Stidham, Wooster	Charles Cooper, P, OWU	Jake Martin, DePauw
2013	Eddie Reese, Wooster	Keenan White, Wooster	Joe Killian, 3B, Allegheny	Adrian Abrahamowicz, Oberlin
2014	Jarrod Mancine, Wooster	J.T. Miller, Wabash	Michael Hartnagel, SS, DePauw	Mike Deegan, Denison
2015	Frank Vance, Wooster	Kevin Zullo, Ohio Wesleyan	Kevin Zullo, P, Ohio Wesleyan	Tim Pettorini, Wooster
2016	Joe Killian, Allegheny	Chase Boyer, Allegheny	Michael Wielansky, SS, Wooster	Tim Pettorini, Wooster
2017	Jamie Lackner, Wooster	Michael Houdek, Wooster	Hank Clegg, P, Hiram	Tim Pettorini, Wooster
2018	Tanner Johnson, Denison	Perley Provost, Denison	Charlie Patrick, OF, DePauw	Mike Deegan, Denison
2019	Will Krushena, Denison	Sean Kealey, Allegheny	Will McManaman, P, Denison	Tim Pettorini, Wooster
2020	season canceled			
2021	Brian McAuliffe, Denison	Charlie Fleming, Denison	Michael Vallone, P, DePauw	Mike Deegan, Denison
2022	Tyler Chumita, Wooster	Alex Gow, Kenyon	Eric Colaco, OF, Denison	Mike Deegan, Denison
YEAR	PLAYER OF YEAR	PITCHER OF YEAR	NEWCOMER OF YEAR	COACHING STAFF OF YEAR
2023	Eric Colaco, Denison	Charlie Fleming, Denison	Zane Vitense, DH, OWU	Wittenberg (Brian McGee)

INDIVIDUAL — GAME

BATTING

At Bats: 9, Kyle Callahan (DePauw) vs. Wabash, 4/28/2019
Runs: 6, Brad Warnimont (OWU) vs. Ohio Dominican, 4/24/1986;
 Brendan Holsberry (Kenyon) vs. Cedarville, 3/8/2006;
 Stu Beath (Wooster) vs. Heidelberg, 3/8/2009;
 Alex Anderson (Earlham) vs. Crown, 3/17/2009;
 Jake Fling (Wooster) vs. Muskingum, 4/20/2018;
 Eric Colaco (Denison) vs. Arcadia, 3/13/2023;
 Charlie Glennon (Denison) vs. Arcadia, 3/13/2023
Hits: 7, Jason Reedy (Earlham) vs. Oberlin, 5/9/1993;
 Frank Vance (Wooster) vs. Salem State, 3/12/2014
Doubles: 5, Frank Vance (Wooster) vs. Wabash, 5/2/2015
Triples: 3, Jeff Wade (Denison) vs. Franklin, 4/26/1995;
 Tim Duxbury (Denison) vs. Wabash, 4/14/2010
Home Runs: 4, Dave Kessler (Wooster) vs. Kenyon, 3/29/1986;
 Mike O'Brien (Wooster) vs. Kenyon, 3/29/1986;
 Bob Spithaler (Allegheny) vs. Penn State-Behrend, 4/17/2002
Total Bases: 18, Dave Kessler (Wooster) vs. Kenyon, 3/29/1986
Runs Batted In: 11, Dave Kessler (Wooster) vs. Kenyon, 3/29/1986;
 Bryan Magoteaux (Wittenberg) vs. Thomas More, 3/25/1997
Walks: 6, Andrew Mahle (Denison) vs. Rhodes, 3/8/2009
Hit By Pitch: 4, Brad Hensler (Allegheny) vs. Wooster, 5/17/1997;
 Zak Oblak (Allegheny) vs. Buena Vista, 3/20/2006;
 Michael Thomas (Wooster) vs. SUNY Cobleskill, 3/24/2022
Strikeouts: 5, Ben Hantz (Allegheny) vs. Rowan, 3/19/2003;
 Mike Mack (Wabash) vs. Earlham, 4/25/2004;
 Kurt Kapferer (Wooster) vs. Rowan, 3/18/2005;
 Charlie Patrick (DePauw) vs. Hiram, 4/20/2019
Stolen Bases: 6, Brian Regan (Denison) vs. Oberlin, 4/28/2001

PITCHING

Innings Pitched: 14.0, Steve Hagen (Wooster) vs. Oberlin, 4/21/2013
Strikeouts: 18, Tim Bruzdewicz (Allegheny) vs. Thiel, 4/1/1988;
 Jim Miller (Ohio Wesleyan) vs. Centre, 3/19/1989
Walks: 11, Jim Miller (Ohio Wesleyan) vs. Denison, 4/28/1991
Hit Batsmen: 6, Dan Shelley (Kenyon) vs. Wooster, 3/31/2007;
 Benjamin Whitener (Oberlin) vs. Carthage, 3/25/2013
Wild Pitches: 8, Peter Wyatt (Oberlin) vs. Mount Mercy, 3/28/2001

FIELDING

Putouts: 22, Cal Thomay (Wooster) vs. Oberlin, 4/21/2013
Assists: 12, Rick Dunbar (Hiram) vs. Olivet, 3/4/2002
Errors: 6, Kevin Creehan (Allegheny) vs. Marietta, 5/19/1996;
 Joe Koussa (Hiram) vs. Allegheny, 4/18/2002
Passed Balls: 5, Nate Curtis (DePauw) vs. Manchester, 3/4/2023

INDIVIDUAL — SEASON

BATTING (2 AB/TEAM GAME)

Average: .534 (87-163), Drew Caravella (Ohio Wesleyan), 2002
At Bats: 226, Ben Gbur (Wooster), 2022
Runs: 83, Ben Gbur (Wooster), 2022
Hits: 97, Sean Karpen (Wooster), 2009
Doubles: 25, Joe Musgrove (Allegheny), 1996;
 Travis Snyder (Wooster), 1997
Triples: 9, Ben Couch (Allegheny), 1999
Home Runs: 21, Matt Jackson (Wooster), 1997
Total Bases: 168, Travis Snyder (Wooster), 1997
Slugging Percentage: 1.045 (92-88), Mark Senkowitz (OWU), 1992
Runs Batted In: 89, Drew Caravella (Ohio Wesleyan), 2002
Walks: 54, Mike Milligan (Ohio Wesleyan), 1986
Hit By Pitch: 30, Brandon Boesiger (Wooster), 2006
Strikeouts: 57, Dane Camphausen (Wooster), 2022
Hitting Streak: 29, Kurt Kapferer (Wooster), 2006
Stolen Bases: 57, Mike Penn (Allegheny), 1994
Sacrifice Bunts: 13, Kenny Reckart (Wooster), 2016
Sacrifice Flies: 11, Tyler Chumita (Wooster), 2022

PITCHING (1 IP/TEAM GAME)

Earned Run Average: 0.96 (5-46.2), Dean Peterson (Allegheny), 1993
Wins: 15, Hank Jones (Ohio Wesleyan), 1986
Winning Percentage: 1.000 (11-0), Kevin Tatar (Wittenberg), 1990;
 Adam Samson (Wooster), 2007
Consecutive Wins: 12, Tyler Mott (Ohio Wesleyan), 2003
Games Pitched: 30, Michael Whitaker (Wooster), 2015
Games Started: 17, Chris Lynn (Kenyon), 2004
Complete Games: 11, Kevin Tatar (Wittenberg), 1990;
 Kris Cooper (Wittenberg), 1996;
 Mitch Swaggert (Kenyon), 1998
Relief Appearances: 30, Michael Whitaker (Wooster), 2015
Innings Pitched: 113.2, Justin McDowell (Wooster), 2009
Shutouts: 4, Tim Bruzdewicz (Allegheny), 1988;
 Matt Rodgers (Wooster), 1995
Strikeouts: 119, Tim Bruzdewicz (Allegheny), 1988
Strikeouts/9 IP: 14.19 (90-57.1), Drew Shamrock (Denison), 2004
Walks: 65, Hank Jones (Ohio Wesleyan), 1986
Fewest Walks/9 IP: 0.55 (3-49.0), Jason Drum (Denison), 1994
Fewest Hits/9 IP: 4.73 (27-51.1), Graham Wyllie (Allegheny), 1995
Saves: 13, Mark Miller (Wooster), 2008
Hit Batsmen: 26, Joey Niezer (Wabash), 2008
Consecutive Shutout Innings: 25.2, Drew Shamrock (Denison),
 2004
Consecutive Hitless Innings: 12.1, Hank Jones (OWU), 1986
Wild Pitches: 19, Peter Wyatt (Oberlin), 2001

FIELDING

Putouts: 438, Drew Caravella (Ohio Wesleyan), 2001
Assists: 173, Michael Wielansky (Wooster), 2016
Errors: 32, Scott Walberry (Ohio Wesleyan), 1987;
 Jim Bartlett (Wooster), 1998
Passed Balls: 24, Michael Small (Oberlin), 2001;
 Will Cousins (Wittenberg), 2016



LEFT TO RIGHT:
 BRAD WARNIMONT,
 DREW CARAVELLA,
 JIM MILLER,
 CHRIS MCCOMISH

INDIVIDUAL — CAREER

BATTING

Average: .458 (164-358), Joe Musgrove (Allegheny), 1994-97
At Bats: 773, Jake Fling (Wooster), 2015-18
Runs: 224, Trevor Urban (Wooster), 1996-99
Hits: 297, Drew Caravella (Ohio Wesleyan), 1999-2002
Doubles: 66, Rick Sforzo (Wooster), 1984-87
Triples: 22, Jake Calcei (Kenyon), 2006-09
Home Runs: 53, Drew Caravella (Ohio Wesleyan), 1999-2002
Total Bases: 531, Drew Caravella (Ohio Wesleyan), 1999-2002
Slugging Percentage: .796 (531-667), Drew Caravella (Ohio Wesleyan), 1999-2002
Runs Batted In: 293, Drew Caravella (Ohio Wesleyan), 1999-2002
Walks: 119, Joe Gaeta (Allegheny), 1992-95; Jamie Lackner (Wooster), 2014-17
Hit By Pitch: 74, Brandon Boesiger (Wooster), 2004-07
Strikeouts: 146, Chris McComish (Ohio Wesleyan), 1984-87
Stolen Bases: 133, Mike Penn (Allegheny), 1992-94

PITCHING

Earned Run Average: 2.06 (30-131.1), Mike Bird (Ohio Wesleyan), 1995-96
Wins: 34, Matt Rodgers (Wooster), 1994-97
Winning Percentage: 1.000 (19-0), Drew Binkowski (Wooster), 1997-98
Games Pitched: 95, Michael Whitaker (Wooster), 2014-17
Games Started: 52, John Nye (Ohio Wesleyan), 1987-91
Complete Games: 26, Kris Cooper (Wittenberg), 1993-96
Relief Appearances: 94, Michael Whitaker (Wooster), 2014-17
Innings Pitched: 328.1, John Nye (Ohio Wesleyan), 1987-91
Shutouts: 6, Tim Bruzdewicz (Allegheny), 1986-88; Scott Oberschlake (Ohio Wesleyan), 1993-96; Matt Rodgers (Wooster), 1994-97
Strikeouts: 282, Curt Moenter (Ohio Wesleyan), 1999-2002
Strikeouts/9 IP: 11.72 (198-152.0), Alex Gow (Kenyon), 2018-20, 2022
Walks: 195, Jim Miller (Ohio Wesleyan), 1988-91
Saves: 26, Dean Peterson (Allegheny), 1991-93; Mark Miller (Wooster), 2007-09
Hit Batsmen: 54, Joey Niezer (Wabash), 2006-08

FIELDING

Putouts: 1550, Drew Caravella (Ohio Wesleyan), 1999-2002
Assists: 519, Steve Goodhart (Ohio Wesleyan), 1992-95
Errors: 80, Scott Walberry (Ohio Wesleyan), 1985-88

TEAM — GAME

BATTING

At Bats: 67, DePauw vs. Wabash, 4/28/2019
Runs: 42, Hiram vs. Lake Erie, 3/13/2002
Runs, Inning: 18, Oberlin vs. Lake Erie, 4/30/2004; Kenyon vs. Oberlin, 4/5/2005
Hits: 34, Hiram vs. Lake Erie, 3/13/2002
Doubles: 12, Kenyon vs. Hiram, 4/29/2018
Triples: 5, Earlham vs. Crown, 3/17/2009; DePauw vs. Ohio Wesleyan, 4/23/2017; Wooster vs. Case Reserve, 5/16/2021; Allegheny vs. Alfred State, 2/26/2022
Home Runs: 13, Wooster vs. Kenyon, 3/29/1986
Total Bases: 77, Wooster vs. Kenyon, 3/29/1986
Runs Batted In: 39, Hiram vs. Lake Erie, 3/13/2002
Walks: 18, Wabash vs. Anderson, 4/24/2022
Hit By Pitch: 11, Allegheny vs. LaRoche, 4/2/2009
Strikeouts: 18, Wabash vs. Washington (Mo.), 5/1/2021
Stolen Bases: 14, Wooster vs. Oberlin, 4/23/1994; Denison vs. Oberlin, 4/28/2001

PITCHING

Innings Pitched: 17.0, Earlham vs. Rose-Hulman, 3/15/1995
Strikeouts: 21, Wabash vs. Wooster, 4/7/2012
Walks: 16, Ohio Wesleyan vs. Indiana State, 3/10/1985; Wittenberg vs. Marietta, 5/1/2007
Hit Batsmen: 10, DePauw vs. North Park, 2/24/2019
Wild Pitches: 9, Hiram vs. Rose-Hulman, 3/2/2010

FIELDING

Putouts: 51, Earlham vs. Rose-Hulman, 3/15/1995
Assists: 34, Ohio Wesleyan vs. Marian, 3/13/1990
Errors: 11, Wooster vs. North Park, 5/27/1988; Case Reserve vs. Allegheny, 4/7/1998; Wooster vs. Baldwin-Wallace, 3/29/2007; Hiram vs. Lake Erie, 4/12/2007
Double Plays: 5, Wooster vs. Denison, 4/11/1995; Wabash vs. Olivet, 3/22/2003; Wooster vs. St. Thomas, 5/26/2009; Wooster vs. Denison, 5/11/2017; Denison vs. Webster, 5/29/2021
Passed Balls: 5, Oberlin vs. Union, 3/26/2001; Oberlin vs. Earlham, 5/5/2001; Wabash vs. Edgewood, 3/23/2018; DePauw vs. Manchester, 3/4/2023

TEAM — SEASON

BATTING

Average: .397 (607-1528), Ohio Wesleyan, 1998
At Bats: 1888, Wooster, 2018
Runs: 548, Ohio Wesleyan, 2001
Hits: 664, Ohio Wesleyan, 2001
Doubles: 140, Ohio Wesleyan, 2001
Triples: 27, Wooster, 2010; Wooster, 2018
Home Runs: 104, Wooster, 1997
Total Bases: 1098, Wooster, 1997
Runs Batted In: 506, Ohio Wesleyan, 2001
Walks: 267, Wooster, 1986
Hit By Pitch: 107, Wooster, 2006
Strikeouts: 417, Wooster, 2022
Stolen Bases: 145, Allegheny, 1994

PITCHING

Earned Run Average: 2.51 (111-397.2), Wooster, 2007
Complete Games: 25, Ohio Wesleyan, 1992
Innings Pitched: 450.0, Wooster, 2022
Shutouts: 8, Ohio Wesleyan, 1994; Denison, 2004
Strikeouts: 396, Wooster, 2007
Strikeouts/9 IP: 9.50 (305-289.0), Kenyon, 2022
Walks: 256, Ohio Wesleyan, 1991
Fewest Walks/9 IP: 2.32 (96-373.0), Wooster, 2004
Fewest Hits/9 IP: 7.54 (333-397.2), Wooster, 2007
Saves: 16, Wooster, 2022
Hit Batsmen: 68, Allegheny, 2007

FIELDING

Putouts: 1350, Wooster, 2022
Assists: 588, Wooster, 2009
Errors: 129, Oberlin, 2001
Double Plays: 58, Wooster, 1997
Fielding Percentage: .978, Wooster, 2018

VICTORIES

Wins: 46, Wooster, 1997
NCAC Wins: 20, Ohio Wesleyan, 1992
Winning Percentage: .881 (37-5), Allegheny, 1993
NCAC Winning Percentage: 1.000 (16-0), Denison, 2023
Winning Streak: 27, Wooster, 2007
NCAC Winning Streak: 36, Wooster, 2006-08
NCAC Winning Streak, One Season: 17, Wooster, 2016



ABOUT THE NCAC

Ohio Wesleyan University is a charter member of the North Coast Athletic Conference, which began competition in the 1984-85 academic year. Other charter members are Allegheny College, Case Western Reserve University, Denison University, Kenyon College, Oberlin College and the College of Wooster. Wittenberg University joined the NCAC in 1988, Earlham College joined in 1988 and remains an affiliate member in field hockey, Hiram College and Wabash College joined the NCAC in 1998, and DePauw University joined the NCAC in 2010.

The NCAC's 9 members believe academic and athletic excellence can co-exist, with no undue overemphasis on athletics. They also believe the principle of balance is important in athletic programs at the Division III level, with no "major" or "minor" sports in comparison with any other, but all equally worthwhile. Equity for both men's and women's sports is a founding and standard principle. The NCAC's 23 championship sports includes 11 for men and 12 for women, the latter figure leading all Division III conferences in the country. When at least 5 Conference institutions sponsor a varsity sport, the NCAC conducts championship play and honors the champion.

THE NCAC IN BRIEF

Executive Director >> Keri Alexander Luchowski

Office Phone >> (440) 871-8100

Assistant Exec. Dir. >> Shannon O'Brien

Director of Comm. >> Dani Johnson

Fax Machine >> (440) 871-4221

Mailing Address >> PO Box 16679, Cleveland, OH 44116

E-mail >> ncac@northcoast.org

Home Page >> www.northcoast.org

Founded >> February, 1983

Conference Colors >> Red, White and Blue

Championship Sports >> 23 (11 men, 12 women)

During the NCAC's 39 years of competition, the league has established itself as one of the most competitive in the nation. A total of 23 teams in 17 sports and individuals in 6 additional sports, including all 9 member institutions, were represented in national competition during the 2022-23 academic year. In addition, 177 student-athletes from around the league earned All-America and/or Academic All-America® honors. NCAC teams have won 71 NCAA Division III championships during the conference's 39 years of competition.



Ohio Wesleyan President Rock Jones and Denison President Dale Knobel display the 2008-09 NCAC All-Sports Trophies. Ohio Wesleyan and Denison finished in a dead heat in the 2008-09 all-sports race, marking the first all-sports tie in conference history.

LAST TIME IT HAPPENED

No-hitter: March 25, 2007 — Xander Jones vs. Wittenberg (2) [7 inn.].

One-hitter: April 17, 2019 — Charlie Neel, Chris Punka, and Canyon McWilliams at Defiance.

Individual: April 2, 2010 — Matthew Struble vs. Earlham (1) [7 inn.].

Two-hitter: March 25, 2012 — Kevin Schindler at Wabash (2) [7 inn.].

Three-hitter: March 11, 2023 — Jason Monos, Josh Ferreira, Mikey Olivieri, and Joe Liss vs. Eureka [7 inn.].

Individual: April 12, 2014 — Greg Hock at Denison (1) [8 inn].

15 or more strikeouts in a game: March 11, 2000 — Curt Moenter (16) vs. Messiah (2).

10 or more strikeouts in a game: March 20, 2021 — Ethan Soderna (10) at Wooster (1).

Pitcher win both games of a doubleheader: April 10, 2011 — Steve Skarsten at Allegheny.


Pitcher save both games of a doubleheader: March 25, 1995 — Tim Hohl vs. Capital.

Pitcher lose both games of a doubleheader: April 3, 2005 — Billy Kampmann vs. Denison.

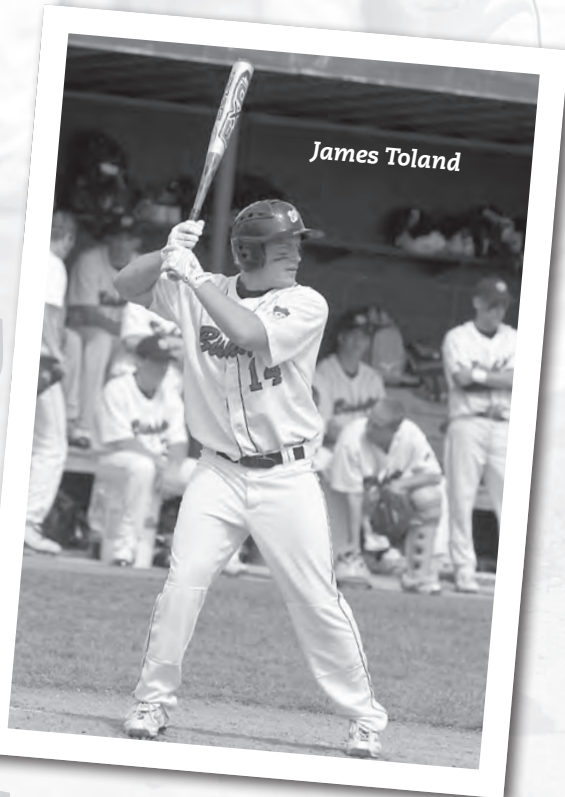
Lead off game with home run: April 8, 2023 — Ryan Stefancin at Hiram (2).

End game with home run: May 7, 2023 — Max Pershin vs. Wabash (2).

Two home runs in an inning: April 3, 2010 — James Toland (3rd inning) vs. Earlham (2).



Matthew Struble



Two home runs in a game: May 7, 2023 — Max Pershin vs. Wabash (2)

Three home runs in a game: April 23, 2015 — Devin Van Winkle vs. Marietta.

Grand slam: May 6, 2023 — Edrick Padilla vs. Oberlin (2).

Back-to-back home runs: April 7, 2022 — Davis Graham and DJ. Neff vs. Kenyon (2).

Back-to-back-to-back home runs: March 13, 1998 — Brooks Heminger, Gavin Emrich and Dan Marchetti vs. Mount Union (1).

Pinch-hit home run: April 7, 2021 — C.J. Colson at Wittenberg (1).

Inside-the-park home run: March 10, 2005 — Adam Toney vs. Baldwin-Wallace.

Two hits in an inning: April 15, 2023 — Sammy Stoner (1st inning) vs. DePauw (2).

Four hits in a game: May 7, 2023 — Max Pershin vs. Wabash (2).

Five hits in a game: April 2, 2022 — Luigi Russo at Oberlin (2).

Six hits in a game: April 1, 2015 — Aaron Caputo at Heidelberg.

Hit for the cycle: April 14, 2005 — Adam Toney vs. Thomas More.

Hits from both sides of plate in same game: April 8, 1998 — Jay Hebert vs. Rio Grande.

Five or more RBI in a game: May 7, 2023 — Max Pershin (8) vs. Wabash (2).

Three or more stolen bases in a game: April 9, 2019 — Canyon McWilliams (3) vs. Oberlin (2).

Steal of home: March 28, 2019 — Mitchell Johnson vs. Otterbein.

Turn a triple play: March 11, 2013 — Greg Hock (3B) to James Toland (1B) to Zach Bott (SS) vs. Baldwin Wallace.

Hit into a triple play: May 16, 1998 — Brooks Heminger vs. Wooster.

BISHOP BASEBALL TIMELINE

1889

Ohio Wesleyan fields its first intercollegiate baseball team. Club and class teams played games as far back as 1867, and Ohio Wesleyan students had played home exhibition games against other schools as far back as the mid-1870s, but away games were prohibited by a faculty rule barring road trips for athletic purposes.

1890

Cardinal and black are selected as Ohio Wesleyan's official colors. Formerly they were pearl and gold.

The Athletics Park (soon to be known as Edwards Field), located where Branch Rickey Arena and Gordon Field House stand today, becomes the home of the baseball team. Games prior to this point were played at a variety of sites. One popular site was the hollow between present-day Phillips Hall and Delaware Run on the eastern edge of campus, another was north of Monnett Hall, the site of present-day Austin Manor.

1902

Ohio Wesleyan joins Case Tech, Kenyon, Oberlin, Ohio State, and Western Reserve University in forming the Ohio Athletic Conference. Led by catcher Branch Rickey '04, Ohio Wesleyan posts a 13-2 record.



1903

After signing a professional baseball contract and thus becoming ineligible to continue his collegiate playing career, Rickey becomes Ohio Wesleyan's baseball coach.

During a baseball trip, Rickey's catcher, Charles Thomas, a Black student from Zanesville, Ohio, is denied lodging at a hotel in South Bend, Indiana. Rickey was able to convince the hotel manager to allow Thomas to stay in his room as an unregistered guest, but the event was burned into his memory and proved to be his inspiration in signing Jackie Robinson with the Brooklyn Dodgers more than 40 years later.

1904

Rickey's baseball team wins 14 games, a school record that would stand for 81 years, and wins the OAC championship with a 7-1 record.

1906

Under the guidance of head coach Bert Curtis, Ohio Wesleyan wins the OAC championship.



1910

Another Hall of Famer, Lynn St. John, becomes the head coach. Under St. John, the Red and Black win OAC titles in 1910 and 1912.



1914

Lave Cross, who played for 21 seasons in the major leagues during the dead-ball era, takes

over as head coach. Ohio Wesleyan posts a 10-1 record to win the OAC title.

1916

Under head coach Don Hamilton, Ohio Wesleyan goes 8-0 in the OAC to win its fourth conference championship in 7 seasons.

1922

Ohio Wesleyan goes 9-2 overall and wins the OAC championship with an 8-1 mark under first-year head coach Ben Van Alstyne. Shortstop Howard Freigau makes his major league debut with the St. Louis Cardinals that fall and goes on to play in 7 seasons in the majors.

1923

Ohio Wesleyan moves its home games to Lincoln Park in order to accommodate drainage work at Edwards Field after the installation of bleachers from Ohio Field (Ohio State's former football home). Ohio Wesleyan would return to Edwards Field for the 1924 season.

1925

The nickname "Battling Bishops" is adopted. Ohio Wesleyan athletic teams were previously known as "The Red and Black" or "The Methodists."

1928

Ohio Wesleyan joins Cincinnati, Denison, Miami, Ohio University, and Wittenberg in breaking away from the OAC to form the Buckeye Conference.

1932

Ohio Wesleyan sweeps a late-season road trip to DePauw and Wabash to win the Buckeye championship.

1936

Head coach Raymond Detrick guides the Bishops to a Buckeye co-championship.

1938


The Buckeye Conference disbands on Dec. 10, effective at the end of the 1938-39 academic year. At the time of its demise, the Buckeye Conference included Ohio Wesleyan, Dayton, Marshall, Miami University and Ohio University, along with probationary members Western Michigan and Xavier.

1947

Independent since the demise of the Buckeye Conference nearly a decade earlier, Ohio Wesleyan is readmitted into the OAC on Dec. 1.

1950

Ohio Wesleyan wins the OAC title with an 11-2 record, the Bishops' first conference crown since 1936 and their first OAC title since 1922.



1952

Les Michael '40 takes over as head coach.

1958

Ohio Wesleyan posts a 12-0 record, wins the OAC championship, and is the only undefeated team in the nation. Despite their unbeaten record, the Bishops do not receive a bid to the NCAA regional tournament, with bids instead going to Western Michigan, Notre Dame, Valparaiso, and Minnesota.

1961

The Bishops win the OAC championship and make their first NCAA College Division playoff appearance. First baseman George Morris becomes Ohio Wesleyan's first All-American in baseball.

1965


Ohio Wesleyan opens the season with 4 consecutive shutouts, with pitchers Ed Curreri and Phil Overholt hurling 2 apiece. The Bishops go on to win the OAC championship and advance to the NCAA College Division regional tournament.

1969

Littick Field becomes the home of the Battling Bishop baseball team. Outfielder Dan Biello sets a school record with a .526 batting average, ranking second in the nation. The team compiles a 10-1 record and then defeats Baldwin-Wallace, 3-2, for the OAC championship. Despite the 11-1 record and conference title, Ohio Wesleyan does not receive a bid to the NCAA College Division tournament, with the committee instead selecting Tuskegee Institute.

1983

Ohio Wesleyan leaves the OAC to join Allegheny, Case Reserve, Denison, Kenyon, Oberlin, and Wooster in founding the North Coast Athletic Conference, with competition to begin in the 1984-85 academic year.



1984

Roger Ingles becomes the Ohio Wesleyan head coach.

1985

Ohio Wesleyan wins a school-record 17 games, breaking a mark that had stood since 1904.

1986


The Bishops win their first NCAC title. Ohio Wesleyan makes its first NCAA playoff appearance since 1965 and hosts the Mideast Regional at Ohio State University's Trautman Field. The Bishops' 29 victories sets a school standard for the second straight season.

1988

Outfielder Scott Tedder earns first-team All-America honors, becoming the first Ohio Wesleyan athlete to be first-team All-America in 2 sports. Tedder was drafted by the Chicago White Sox and played in the White Sox and Cubs farm systems for 7 seasons.


1990

Ohio Wesleyan hits the 30-win mark for the first time, finishing with a 30-13 record.



1992

Mark Senkowitz wins the NCAC's Triple Crown, leading the league in batting average, home runs, and runs batted in, and is a 10th-round draft pick of the Boston Red Sox. Ohio Wesleyan wins the conference championship with a 20-2 record, goes on to finish as NCAA regional runner-up, and finishes with a school-record 34 wins.



1998

Ohio Wesleyan leads NCAA Division III schools in batting (.397), slugging percentage (.662) and scoring. First baseman Eric Heise becomes the first Battling Bishop baseball player to be named All-America and GTE Academic All-America® in the same season.

2000

The Bishops finish the regular season with a 12-0 record in NCAC play and sweep the conference tournament to finish with a 15-0 conference record and become the NCAC's first-ever undefeated champion. Ohio Wesleyan finishes with a school-record 42 wins.

2001

Ohio Wesleyan becomes the first team to repeat as NCAC tournament champion on the way to a 41-win season.



2002

First baseman Drew Caravella is named the ABCA/Rawlings All-America Division III Player of the Year. Caravella becomes the first Ohio Wesleyan baseball player to earn Division III Player of the Year honors and the first Bishop baseball player to be a 3-time All-America pick. He set NCAC records with his .534 batting average and 89 RBI, and was drafted by the Detroit Tigers.

2003

The Bishops win their fourth consecutive NCAC West Division title, then sweep Allegheny and Denison in consecutive best-of-3 series to win their third conference championship in 4 seasons and claim the NCAC's automatic bid to the NCAA Division III tournament. Ohio Wesleyan earned the No. 1 seed in the region and hosted the NCAA Mideast Regional tournament at Littick Field for the first time.

2005

Roger Ingles steps down as baseball coach. In 22 seasons under Ingles, the Bishops won 645 games and 8 NCAC championships, and made 15 NCAA Division III playoff appearances.

2007

After dropping the first game of a 3-game series, Ohio Wesleyan sweeps a doubleheader from Wooster to win the NCAC championship. The Bishops go on to finish as runner-up in the NCAA Division III Mideast Regional.

2008

Ohio Wesleyan defeats Wooster and Denison in best-of-3 series to win its second straight NCAC title.

2016

Ohio Wesleyan receives an at-large bid to the NCAA Division III tournament, the Bishops' first NCAA appearance since 2008.

BISHOP BASEBALL YEAR-BY-YEAR

Year	Coach	W	L	T	Pct	League					
1889	J.H. Andrews	3	3	0	.500						
1890+	J.H. Andrews	6	3	0	.667						
Andrews (2 years)		9	6	0	.600						
1891	Jack Doan	4	4	0	.500						
1892	Edward Albright	8	4	1	.654						
1893	Pete Adams	4	5	0	.444						
1894	Charles D. Rhodes	8	6	0	.571						
1895	Pat Stewart	4	2	0	.667						
1896	J.J. Coons	5	5	1	.500						
1897	J.J. Coons	11	3	1	.767						
Coons (2 years)		16	8	2	.654						
1898	Samuel S. Blair	10	3	0	.769						
1899	Samuel S. Blair	10	7	0	.588						
Blair (2 years)		20	10	2	.667						
1900	R.G. Estrich	5	11	0	.313						
1901	Ward Sarsfield	8	5	0	.615						
1902	Dan Daub	13	2	0	.867						
1903	Branch Rickey	8	11	1	.425	4-4-0					
1904*	Branch Rickey	14	5	0	.737	7-1-0					
1905	Ben Davis	11	6	0	.647	4-2-0					
1906*	Bert Curtis	12	6	0	.667	6-1-0					
1907	Branch Rickey	4	9	0	.308	3-3-0					
1908	Branch Rickey	10	5	0	.667	8-5-0					
1909	Branch Rickey	13	4	0	.765	8-3-0					
Rickey (5 years)		49	34	1	.589						
1910*	Lynn W. St. John	9	4	0	.692	6-0-0					
1911	Lynn W. St. John	7	7	1	.500	5-4-1					
1912*	Lynn W. St. John	11	8	0	.579	5-2-0					
St. John (3 years)		27	19	1	.585						
1913	Mark Banks	8	9	1	.472	6-2-0					
1914*	Lave Cross	13	8	0	.619	10-1-0					
1915	Don Hamilton	8	5	0	.615	4-5-0					
1916*	Don Hamilton	11	4	0	.733	8-0-0					
Hamilton (2 years)		19	9	0	.679						
1917	William Harris	1	3	0	.250	1-0-0					
1918	Howard House	6	8	0	.429	5-6-0					
1919	Howard House	5	7	0	.417	3-4-0					
1920	Howard House	5	4	0	.556	5-4-0					
1921	Howard House	1	10	0	.091	1-8-0					
House (4 years)		17	29	0	.370						
1922*	Ben Van Alstyne	9	2	0	.818	8-1-0					
1923	Ben Van Alstyne	4	6	0	.400	4-4-0					
1924	Ben Van Alstyne	6	7	0	.462	3-3-0					
1925	Ben Van Alstyne	4	11	0	.267	3-9-0					
Van Alstyne (4 years)		23	25	0	.479						
1926	George Staten	12	8	0	.600	6-3-0					
1927	George Staten	7	9	1	.441	3-5-0					
1928	George Staten	6	6	0	.500	6-4-0					
1929	George Staten	2	10	0	.167	2-8-0					
1930	Frederick Mackey	6	8	0	.429	3-5-0					
1931	Frederick Mackey	5	5	0	.500	3-2-0					
1932*	Frederick Mackey	9	3	0	.750	6-2-0					
Mackey (3 years)		20	16	0	.556						
1933	George Staten	5	6	0	.455	4-4-0					
1934	George Staten	6	8	0	.429	2-8-0					
Staten (6 years)		39	47	1	.454						
1935	Raymond Detrick	4	7	0	.364	1-6-0					
1936*	Raymond Detrick	10	5	0	.667	8-2-0					
1937	Raymond Detrick	12	6	0	.667	5-5-0					
1938	Raymond Detrick	2	11	0	.154	1-5-0					
1939	Raymond Detrick	4	11	0	.267	1-4-0					
Detrick (5 years)		32	40	0	.444						
1940	Red Glancy/Jim Scott	3	8	0	.273	—					
1941	Bob Clark	8	5	0	.615	—					
1942	Lars Wagner	6	4	0	.600	—					
1943	Lars Wagner	6	4	0	.600	—					
1944	Lars Wagner	8	4	0	.667	—					
Wagner (3 years)		20	12	0	.625						
1945	Ken Hawk	7	8	0	.467	—					
1946	Bob Strimer	11	6	0	.647	—					
1947	Bob Strimer	13	7	0	.650	—					
Strimer (2 years)		24	13	0	.649						
1948	Bill Daugherty	6	11	0	.353	4-4-0					
1949	Bill Daugherty	9	5	0	.643	6-3-0					
1950*	Bill Daugherty	12	5	0	.706	11-2-0					
1951	Bill Daugherty	6	6	1	.500	4-5-1					
Daugherty (4 years)		33	27	1	.549						
1952	Les Michael	5	7	0	.417	5-7-0					
1953	Les Michael	5	8	0	.385	5-7-0					
1954	Les Michael	5	12	0	.294	3-10-0					
1955	Les Michael	5	8	1	.357	5-7-1					
1956	Les Michael	10	5	0	.667	9-4-0					
1957	Les Michael	10	4	0	.714	10-3-0					
1958*	Les Michael	12	0	0	1.000	11-0-0					
1959	Les Michael	4	10	0	.286	4-9-0					
1960	Les Michael	6	5	0	.545	6-4-0					
1961*	Les Michael	8	4	0	.667	8-2-0					
1962	Les Michael	10	7	0	.588	10-6-0					
1963	Les Michael	5	11	0	.313	5-10-0					
1964	Les Michael	6	9	0	.400	6-8-0					
1965*	Les Michael	12	6	0	.667	12-3-0					
1966	Les Michael	5	5	0	.500	5-5-0					
1967	Les Michael	4	13	1	.250	3-10-1					
1968	Les Michael	7	5	0	.583	6-5-0					
1969*	Les Michael	11	1	0	.917	10-1-0					
1970	Les Michael	4	6	1	.409	4-4-0					
1971	Les Michael	8	11	0	.421	4-8-0					



BRANCH
RICKEY



LYNN
ST. JOHN



FRED
MACKEY



RAY
DETRICK

2024 Ohio Wesleyan Baseball

1972	Les Michael	6	10	0	.375	4-8-0
1973	Les Michael	5	10	0	.333	3-8-0
1974	Les Michael	10	9	0	.526	9-6-0
1975	Les Michael	13	9	0	.591	13-5-0
1976	Les Michael	7	16	0	.304	5-13-0
1977	Les Michael	12	5	0	.706	11-2-0
1978	Les Michael	5	16	0	.238	2-8-0
1979	Les Michael	6	19	0	.240	2-10-0
1980	Les Michael	5	13	0	.278	5-10-0
Michael (29 years)		211	244	3	.464	
1981	Bob Colbert	7	21	1	.259	6-8-0
1982	Bob Colbert	14	23	0	.378	5-8-0
Colbert (2 years)		21	44	1	.326	
1983	Kevin Colbert	8	25	0	.242	4-8-0
1984	Roger Ingles	8	23	0	.258	4-10-0
1985	Roger Ingles	17	26	1	.398	9-10-1
1986*	Roger Ingles	29	20	1	.590	18-5-0
1987	Roger Ingles	27	19	1	.585	15-5-0
1988	Roger Ingles	25	13	1	.654	12-8-0
1989*	Roger Ingles	21	14	0	.600	14-2-0
1990	Roger Ingles	30	13	0	.698	18-6-0
1991	Roger Ingles	24	18	1	.570	14-8-0
1992*	Roger Ingles	34	11	0	.756	20-2-0
1993	Roger Ingles	32	13	0	.711	14-3-0
1994*	Roger Ingles	35	8	0	.814	15-1-0
1995	Roger Ingles	37	8	0	.822	17-4-0
1996*	Roger Ingles	32	15	1	.677	15-5-0
1997	Roger Ingles	29	15	1	.656	11-7-0
1998	Roger Ingles	36	10	1	.777	12-6-1

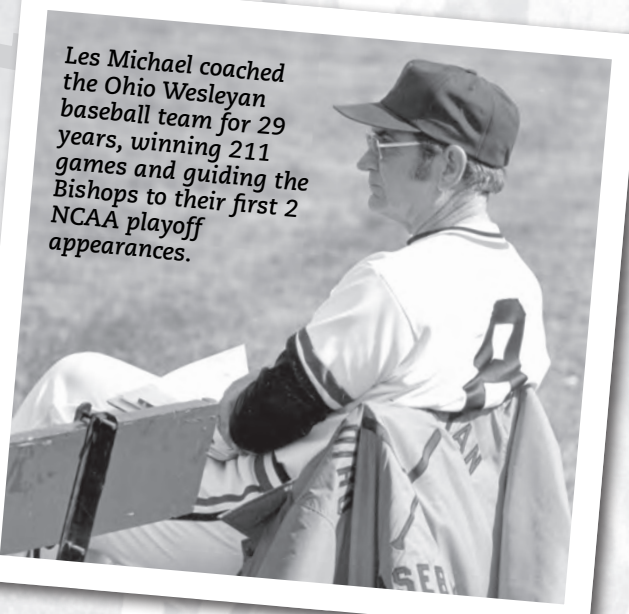


Roger Ingles makes a point during an Ohio Wesleyan regional tournament appearance. Ingles led the Bishops to 15 NCAA Division III playoff appearances and 8 North Coast Athletic Conference championships.

1999	Roger Ingles	34	16	0	.680	13-4-0
2000*	Roger Ingles	42	9	0	.824	15-0-0
2001*	Roger Ingles	41	12	0	.774	10-2-0
2002	Roger Ingles	35	13	0	.729	10-2-0
2003*	Roger Ingles	31	17	0	.646	12-4-0
2004	Roger Ingles	23	17	0	.575	11-5-0
2005	Roger Ingles	23	12	0	.657	9-5-0
Ingles (22 years)		645	322	8	.666	
2006	Tom Durant	26	14	0	.650	13-3-0
2007*	Tom Durant	27	16	0	.628	13-3-0
Durant (2 years)		53	30	0	.639	
2008*	Tyler Mott	29	19	0	.604	10-6-0
2009	Tyler Mott	24	16	0	.600	11-5-0
2010	Tyler Mott	20	19	0	.513	9-7-0
2011	Tyler Mott	25	16	0	.610	11-5-0
2012	Tyler Mott	23	18	0	.561	9-7-0
2013	Tyler Mott	18	19	0	.486	8-11-0
2014	Tyler Mott	13	26	0	.333	6-13-0
2015	Tyler Mott	28	13	0	.683	14-5-0
2016	Tyler Mott	27	16	0	.628	13-6-0
2017	Tyler Mott	14	26	0	.350	6-13-0
2018	Tyler Mott	19	20	0	.487	9-9-0
2019	Tyler Mott	15	22	1	.408	7-10-1
2020	Tyler Mott	4	4	0	.500	—
2021	Tyler Mott	8	23	0	.258	2-14-0
2022	Tyler Mott	10	28	0	.263	3-15-0
2023	Tyler Mott	18	21	0	.462	5-11-0
Mott (16 years)		295	306	1	.491	
TOTALS (134 years)		1697	1357	21	.555	

*Conference Champions


+records incomplete




Les Michael coached the Ohio Wesleyan baseball team for 29 years, winning 211 games and guiding the Bishops to their first 2 NCAA playoff appearances.



BOB STRIMER



BILL DAUGHERTY



LES MICHAEL



ROGER INGLES

NCAA TOURNAMENT APPEARANCES

COLLEGE DIVISION

- 1961** **Midwest Regional (4th) at Greencastle, Ind.**
 N- Ball State 4, OHIO WESLEYAN 3 [11 inn.]
 A- DePauw 4, OHIO WESLEYAN 1
- 1965** **Midwest Regional (4th) at Carbondale, Ill.**
 A- Southern Illinois 6, OHIO WESLEYAN 1
 N- Union (Tenn.) 3, OHIO WESLEYAN 1

DIVISION III

- 1986** **Midwest Regional (6th) at Columbus**
 N- Marietta 9, OHIO WESLEYAN 7
 N- Wooster 10, OHIO WESLEYAN 7
- 1987** **Midwest Regional (6th) at Wooster**
 N- Marietta 4, OHIO WESLEYAN 3
 N- Aurora (Ill.) 5, OHIO WESLEYAN 2
- 1990** **Midwest Regional (4th) at Marietta**
 N- North Park 10, OHIO WESLEYAN 9
 N- OHIO WESLEYAN 11, Otterbein 10
 A- Marietta 8, OHIO WESLEYAN 1
- 1991** **Central Regional (6th) at Geneva, Ill.**
 N- North Central 6, OHIO WESLEYAN 5
 N- Illinois Benedictine 3, OHIO WESLEYAN 2 [12 inn.]
- 1992** **Midwest Regional (2nd) at Marietta**
 N- Muskingum 3, OHIO WESLEYAN 2
 N- OHIO WESLEYAN 11, Rose-Hulman 8
 N- OHIO WESLEYAN 13, Muskingum 6
 A- OHIO WESLEYAN 5, Marietta 4
 A- Marietta 12, OHIO WESLEYAN 11
- 1993** **Midwest Regional (2nd) at Anderson, Ind.**
 N- Marietta 5, OHIO WESLEYAN 4
 N- OHIO WESLEYAN 9, Allegheny 8
 N- OHIO WESLEYAN 7, Marietta 3
 A- OHIO WESLEYAN 11, Anderson 3
 A- Anderson 9, OHIO WESLEYAN 2
- 1994** **Midwest Regional (3rd) at Marietta**
 N- Wooster 10, OHIO WESLEYAN 3
 A- OHIO WESLEYAN 7, Marietta 5
 N- Wooster 6, OHIO WESLEYAN 5
- 1996** **Midwest Regional (3rd) at Marietta**
 N- OHIO WESLEYAN 10, Rose-Hulman 2
 A- Marietta 7, OHIO WESLEYAN 6
 N- Allegheny 9, OHIO WESLEYAN 2
- 1997** **Midwest Regional (3rd) at Marietta**
 A- OHIO WESLEYAN 8, Marietta 2
 N- Allegheny 12, OHIO WESLEYAN 9 [10 inn.]
 N- Wooster 12, OHIO WESLEYAN 6

- 1998** **Midwest Regional (2nd) at Canton**
 N- OHIO WESLEYAN 11, Anderson 7
 N- OHIO WESLEYAN 10, Marietta 1
 N- OHIO WESLEYAN 7, Wooster 5 [12 inn.]
 N- Anderson 6, OHIO WESLEYAN 5
 N- Anderson 10, OHIO WESLEYAN 8 [10 inn.]
- 1999** **Midwest Regional (2nd) at Canton**
 N- OHIO WESLEYAN 3, Allegheny 1
 N- OHIO WESLEYAN 7, Wooster 2
 N- Marietta 2, OHIO WESLEYAN 1
 N- OHIO WESLEYAN 4, Anderson 2
 N- Marietta 8, OHIO WESLEYAN 4
- 2000** **Midwest Regional (3rd) at Canton**
 N- OHIO WESLEYAN 9, Calvin 5
 N- Mount St. Joseph 5, OHIO WESLEYAN 4
 N- OHIO WESLEYAN 1, Marietta 0
 N- Allegheny 5, OHIO WESLEYAN 2
- 2001** **Midwest Regional (3rd) at Marietta**
 N- OHIO WESLEYAN 6, DePauw 2
 A- Marietta 9, OHIO WESLEYAN 3
 N- Allegheny 12, OHIO WESLEYAN 5
- 2002** **Midwest Regional (2nd) at Marietta**
 A- Marietta 9, OHIO WESLEYAN 5
 N- OHIO WESLEYAN 6, Wooster 1
 N- OHIO WESLEYAN 2, Manchester 1
 A- Marietta 7, OHIO WESLEYAN 5
- 2003** **Midwest Regional (2nd) at Littick Field**
 H- OHIO WESLEYAN 10, Hope 1
 H- OHIO WESLEYAN 10, Benedictine 0
 H- Anderson 9, OHIO WESLEYAN 3
 H- Anderson 6, OHIO WESLEYAN 4
- 2007** **Midwest Regional (2nd) at Strongsville**
 N- Otterbein 9, OHIO WESLEYAN 4
 N- OHIO WESLEYAN 7, Mount St. Joseph 6
 N- OHIO WESLEYAN 6, Hope 5
 N- OHIO WESLEYAN 7, Marietta 3
 N- Marietta 15, OHIO WESLEYAN 4
- 2008** **New York Regional (5th) at Auburn, N.Y.**
 N- OHIO WESLEYAN 5, Ithaca 3
 N- Rensselaer 9, OHIO WESLEYAN 6
 N- Eastern Connecticut St. 5, OHIO WESLEYAN 1
- 2016** **Midwest Regional (8th) at Washington, Pa.**
 N- New Jersey 10, OHIO WESLEYAN 0
 N- Widener 9, OHIO WESLEYAN 0

NCAA TOURNAMENT SERIES RECORDS

OPPONENT	FIRST GAME	LAST GAME	W	L
Allegheny	1993 (9-8)	2001 (5-12)	2	4
Anderson	1993 (11-3)	2003 (4-6)	3	5
Aurora	1987 (2-5)	1987 (2-5)	0	1
Ball State	1961 (3-4)	1961 (3-4)	0	1
Benedictine (Ill.)	1991 (2-3)	2003 (10-0)	1	1
Calvin	2000 (9-5)	2000 (9-5)	1	0
DePauw	1961 (1-4)	2001 (6-2)	1	1
Eastern Conn. St.	2008 (1-5)	2008 (1-5)	0	1
Hope	2003 (10-1)	2007 (6-5)	2	0
Ithaca	2008 (5-3)	2008 (5-3)	1	0
Manchester	2002 (2-1)	2002 (2-1)	1	0
Marietta	1986 (7-9)	2007 (4-15)	7	12
Mount St. Joseph	2000 (4-5)	2007 (7-6)	1	1
Muskingum	1992 (2-3)	1992 (13-6)	1	1

New Jersey	2016 (0-10)	2016 (0-10)	0	1
North Central	1991 (5-6)	1991 (5-6)	0	1
North Park	1990 (9-10)	1990 (9-10)	0	1
Otterbein	1990 (11-10)	2007 (4-9)	1	1
Rensselaer	2008 (6-9)	2008 (6-9)	0	1
Rose-Hulman	1992 (11-8)	1996 (10-2)	2	0
Southern Illinois	1965 (1-6)	1965 (1-6)	0	1
Union (Tenn.)	1965 (1-3)	1965 (1-3)	0	1
Widener	2016 (0-9)	2016 (0-9)	0	1
Wooster	1986 (7-10)	2002 (6-1)	3	4

	W	L	Pct
NCAA COLLEGE DIVISION (2 years)	0	4	.375
NCAA DIVISION III (18 years)	27	36	.429
PLAYOFF TOTALS (20 years)	27	40	.403

CONFERENCE CHAMPIONSHIPS

OHIO ATHLETIC CONFERENCE*

YEAR	CHAMPION(S) (RECORD)	RUNNER(S)-UP (RECORD)	OWU
1948	records incomplete		4-4
1949	Ohio Northern (8-0)		7-3
1950	Ohio Wesleyan (11-2)		—
1951	records incomplete		4-5-1
1952	Muskingum (7-2)		5-7
1953	records incomplete		5-7
1954	Akron (6-1)	Heidelberg (5-1)	3-10, 13th
1955	Wittenberg (9-1)	Mount Union (7-2)	5-7-1, 8th
1956	Marietta (5-0)	Mount Union (7-1)	9-4, 4th
1957	Wittenberg (9-1)	Ohio Wesleyan (10-3)	—
1958	Ohio Wesleyan (11-0)	Akron, Wooster (9-2)	—
1959	Wittenberg (14-0)	Wooster (11-3)	4-9, 12th
1960	Wittenberg (10-1)	H'berg, Wooster (8-3)	6-4, 6th
1961	Ohio Wesleyan (8-2)	Hiram, Oberlin (7-3)	—
1962	Hiram (8-2)	Mount Union (11-3)	10-6, 3rd
1963	Wittenberg (11-0)	Hiram (8-1)	5-10, T12th
1964	Mount Union (9-2)	Akron, Marietta (8-3)	6-8, T9th
1965	Ohio Wesleyan (12-3)	Mount Union (10-3)	—
1966	Wittenberg (8-1)	Oberlin (7-1)	5-5, T5th
1967	Hiram (7-0)	Heidelberg (12-4)	3-10-1, 12th
1968	Wittenberg (6-1)	Otterbein (4-1)	6-5, T6th
YEAR	CHAMPION (SCORE)	RUNNER-UP	OWU
1969	Ohio Wesleyan (5-3)	Baldwin-Wallace	—
1970	Mount Union, Marietta	(tie, rained out)	4-4, T4S
1971	Marietta (4-2)	Wooster	4-8, 7S
YEAR	CHAMPION (SERIES)	RUNNER-UP	OWU
1972	Marietta (2-1)	Baldwin-Wallace	4-8, 5S
1973	Marietta (2-0)	Baldwin-Wallace	3-8, 7S
1974	Ohio Northern (2-1)	Otterbein	9-6, 3S
1975	Marietta (2-0)	Ohio Northern	13-5, 2S
1976	Ohio Northern (2-1)	Marietta	5-13, 6S
1977	Marietta (2-1)	Wooster	11-2, 2S
1978	Marietta (2-0)	Wooster	2-8, 6S
1979	Marietta (2-0)	Wooster	2-10, 7S
1980	Marietta (2-1)	Ohio Northern	5-10, 5S
1981	Marietta (2-0)	Wooster	6-8, 5S
1982	Ohio Northern (2-1)	Otterbein	5-8, 3S
1983	Ohio Northern (2-0)	Otterbein	4-8, 5S
1984	Marietta (2-0)	Ohio Northern	4-10, 6S

NORTH COAST ATHLETIC CONFERENCE**

YEAR	CHAMPION(S) (RECORD)	RUNNER(S)-UP (RECORD)	OWU
1985	Allegheny, Wooster (16-4)	CWRU (11-11)	9-10-1, 4th
1986	Ohio Wesleyan (18-5)	Wooster (15-7)	—
1987	Wooster (15-3)	Ohio Wesleyan (15-5)	—
1988	Wooster (18-3)	Allegheny (17-5)	12-8, 3rd
1989	Ohio Wesleyan (14-2)	Allegheny (15-3)	—
1990	Wooster (17-4)	Wittenberg (16-5)	18-6, 3rd
YEAR	CHAMPION (SCORE)	RUNNER-UP	OWU
1991	Wooster (6-3)	Ohio Wesleyan	—
1992	Ohio Wesleyan (13-3)	Wittenberg	—
1993	Allegheny (9-4)	Ohio Wesleyan	—
1994	Ohio Wesleyan (9-0)	Wooster	—
1995	Wooster (12-4)	Wittenberg	3rd
1996	Ohio Wesleyan (18-14)	Wooster	—

YEAR	CHAMPION (SCORE)	RUNNER-UP	OWU
1997	Allegheny (14-4)	Wittenberg	4th
1998	Wooster (6-4)	Ohio Wesleyan	—
1999	Allegheny (4-3)	Wooster	semifinalist
2000	Ohio Wesleyan (11-1)	Allegheny	—
2001	Ohio Wesleyan (16-11)	Allegheny	—
2002	Wooster (8-6)	Ohio Wesleyan	—
2003	Ohio Wesleyan (10-2)	Denison	—
2004	Wooster (9-8)	Denison	semifinalist
2005	Wooster (11-9)	Denison	semifinalist
2006	Wooster (9-8)	Ohio Wesleyan	—
2007	Ohio Wesleyan (12-7)	Wooster	—
2008	Ohio Wesleyan (7-3)	Denison	—
2009	Wooster (10-6)	Kenyon	semifinalist
2010	Wooster (19-7)	Denison	9-7, T2W
2011	Wabash (5-2)	Ohio Wesleyan	—
2012	Wooster (8-6)	DePauw	3rd
2013	Wooster (18-6)	Allegheny	8-11, 4W
2014	DePauw (4-3)	Wooster	6-13, 4W
2015	Oberlin (11-5)	Wooster	3rd
2016	Wooster (10-5)	DePauw	4th
2017	Wooster (25-6)	DePauw	6-13, 4W
YEAR	CHAMPION(S) (RECORD)	RUNNER(S)-UP (RECORD)	OWU
2018	Wooster (16-2)	Denison (15-3)	9-9, T5th
2019	Wooster (13-3)	Denison (14-4)	7-10-1, 8th
2020	season canceled		
YEAR	CHAMPION (SERIES)	RUNNER-UP	OWU
2021	Denison (2-1)	Wooster	2-14, 5W
YEAR	CHAMPION(S) (RECORD)	RUNNER(S)-UP (RECORD)	OWU
2022	Denison (16-2)	Wittenberg (14-4)	3-15, T9th
2023	Denison (16-0)	Wittenberg (14-2)	5-11, 6th

*Ohio Athletic Conference records date back to the 1954 season. The OAC champion was determined by the highest regular-season winning percentage through the 1968 season.

During the 1969-71 seasons, the OAC champion was determined by a playoff game between the Northern and Southern Division champions.

During the 1972-84 seasons, the OAC champion was determined by a best-of-3 series between the Northern and Southern Division champions.

**During the 1985-90 seasons, the North Coast Athletic Conference champion was determined by the highest regular season winning percentage.

During the 1991-2017 seasons, the NCAC tournament champion was recognized as the conference champion.

Beginning with the 2018 season, the NCAC champion was determined by the highest regular season winning percentage.

The 2021 season included NCAC divisional play only, and the NCAC tournament consisted of a 3-game series between East and West Division winners. The winner of that series was recognized as the conference champion.

ALL-TIME SERIES RECORDS

OPPONENT	FIRST GAME	LAST GAME	W	L	T					
Adrian	1995 (10-2)	2023 (3-4)	3	3	0					
Akron	1953 (7-8)	1983 (4-6)	11	9	1					
Albertus Magnus	2014 (11-4)	2014 (11-4)	1	0	0					
Albion	1948 (7-8)	2022 (8-7)	9	6	0					
Allegheny	1898 (10-2)	2022 (11-23)	51	40	0					
Alma	1956 (7-3)	1995 (3-1)	3	0	0					
Alvernia	2016 (5-4)	2016 (5-4)	1	0	0					
American Int'l	1997 (12-2)	1997 (12-2)	1	0	0					
Amherst	2002 (4-5)	2017 (14-11)	1	2	0					
Anderson	1993 (11-3)	2010 (17-12)	5	7	0					
Antioch	1898 (32-13)	1924 (9-7)	2	0	0					
Aquinas	1994 (2-1)	1994 (2-1)	1	0	0					
Arcadia	2017 (0-4)	2019 (1-9)	0	4	0					
Armstrong State	1983 (4-12)	1989 (1-8)	0	7	0					
Asbury	2023 (9-8)	2023 (9-8)	1	0	0					
Ashland	1948 (5-1)	1992 (5-9)	2	4	1					
Augustana (Ill.)	2003 (14-0)	2003 (14-0)	1	0	0					
Aurora	1987 (2-5)	2005 (6-5)	2	2	0					
Babson	2003 (12-6)	2019 (2-7)	1	1	0					
Baldwin Wallace	1903 (9-18)	2022 (3-12)	20	11	0					
Ball State	1961 (3-4)	1961 (3-4)	0	1	0					
Becker	2006 (11-4)	2006 (8-4)	2	0	0					
Bemidji State	1994 (3-2)	1994 (3-2)	1	0	0					
Benedictine (Ill.)	1991 (2-3)	2009 (12-8)	4	3	0					
Berea (Ky.)	1982 (1-5)	2023 (21-10)	3	2	0					
Bethany (W. Va.)	1991 (11-1)	2002 (25-4)	6	0	0					
Bluffton	2005 (10-9)	2023 (8-0)	5	4	0					
Bowling Green	1943 (11-6)	1949 (6-5)	6	9	0					
Bridgewater	1954 (5-6)	1954 (5-6)	0	1	0					
Bridgewater State	2020 (6-1)	2020 (3-2)	2	0	0					
Brockport State	2015 (2-1)	2015 (2-1)	1	0	0					
Buchtel	1913 (9-1)	1913 (9-1)	1	0	0					
Calvin	2000 (9-5)	2000 (9-5)	1	0	0					
Capital	1889 (8-15)	2023 (10-5)	92	64	0					
Carnegie Mellon	1919 (9-2)	1919 (9-2)	1	0	0					
Carroll (Wis.)	2004 (17-2)	2004 (17-2)	1	0	0					
Carson-Newman	1978 (L)	1981 (5-11)	2	17	0					
Carthage	2007 (4-5)	2010 (8-1)	2	3	0					
Case	1893 (12-13)	1912 (3-2)	12	5	0					
Case Reserve*	1985 (1-5)	2023 (2-10)	44	22	0					
Catawba	1947 (5-0)	1947 (5-0)	1	0	0					
Catholic	2014 (5-6)	2014 (5-6)	0	1	0					
Central (Iowa)	2001 (20-12)	2007 (7-9)	1	2	0					
Central Florida	1991 (4-23)	1991 (4-23)	0	1	0					
Central State	1956 (4-5)	1973 (9-2)	1	1	0					
Centre	1916 (8-2)	1989 (8-3)	5	2	0					
Charleston	1894 (7-14)	2009 (0-7)	1	2	0					
Chicago State	1993 (11-3)	1993 (11-3)	1	0	0					
Chowan	2003 (5-14)	2003 (5-14)	0	1	0					
Cincinnati	1894 (7-4)	1938 (3-8)	18	20	0					
Cincinnati-Clermont	2014 (9-10)	2014 (9-10)	0	1	0					
Concordia (Ill.)	2004 (10-3)	2004 (10-3)	1	0	0					
Concordia (Wis.)	2007 (9-3)	2007 (2-3)	1	1	0					
Cornell (N.Y.)	1990 (2-18)	1990 (9-4)	1	1	0					
Cortland State	1993 (3-4)	2006 (10-8)	1	3	0					
Cumberland	1985 (7-2)	1985 (7-2)	1	0	0					
Dallas	2003 (1-16)	2003 (1-16)	0	1	0					
Dayton	1924 (4-1)	1986 (3-3)	6	5	1					
Defiance	1994 (3-0)	2023 (14-12)	10	2	0					
Denison	1890 (6-8)	2023 (3-14)	177	97	2					
DePauw	1894 (11-12)	2023 (5-6)	16	30	0					
Dickinson	2004 (16-8)	2004 (16-8)	1	0	0					
Earlham	1990 (19-5)	2010 (20-2)	63	1	0					
Eastern Conn. St.	2008 (1-5)	2008 (1-5)	0	1	0					
Eastern Kentucky	1926 (6-0)	1926 (6-0)	1	0	0					
Eastern Mennonite	1994 (9-7)	1994 (9-7)	1	0	0					
Elon	1939 (6-12)	1939 (6-12)	0	1	0					
Emory & Henry	1998 (16-0)	1998 (9-3)	2	0	0					
Eureka	2023 (9-5)	2023 (4-0)	3	0	0					
Fairmont State	1991 (3-3)	1992 (6-0)	1	0	1					
Ferrum	1992 (0-3)	1992 (3-7)	0	2	0					
Findlay	1894 (3-6)	1982 (6-7)	3	3	0					
Fisher	2002 (6-0)	2002 (6-0)	1	0	0					
Flagler	1983 (1-7)	1985 (5-13)	0	3	0					
Fontbonne	1996 (7-5)	1996 (7-5)	1	0	0					
Fredonia State	1995 (8-10)	1998 (17-6)	3	2	0					
Geneva	1987 (8-12)	1991 (6-3)	1	2	0					
Georgetown (Ky.)	1908 (5-4)	1908 (5-4)	1	0	0					
Georgia	1913 (4-3)	1913 (4-3)	1	0	0					
Greenville	2006 (13-3)	2007 (1-4)	3	1	0					
Grove City	1899 (6-3)	2011 (2-5)	2	2	0					
Gwynedd-Mercy	2003 (7-2)	2003 (7-2)	1	0	0					
Hampden-Sydney	2015 (6-1)	2015 (6-1)	1	0	0					
Hanover	2022 (8-10)	2022 (19-5)	1	2	0					
Haverford	2005 (14-10)	2005 (14-10)	1	0	0					
Hawai'i	1913 (1-11)	1913 (1-11)	0	1	0					
Heidelberg	1893 (27-1)	2023 (2-6)	42	47	1					
High Point	1939 (6-4)	1939 (6-4)	1	0	0					
Hiram	1899 (5-6)	2023 (10-11)	14	13	1					
Hope	2003 (10-1)	2007 (6-5)	5	0	0					
Illinois College	1998 (20-9)	1999 (12-1)	2	0	0					
Indiana	1902 (7-5)	1906 (5-3)	4	2	0					
Indiana State	1985 (3-14)	1985 (5-1)	1	1	0					
Indiana Southeast	1987 (3-0)	1987 (4-10)	2	1	0					
Indiana Wesleyan	1994 (9-1)	1994 (9-1)	1	0	0					
Ithaca	1991 (6-7)	2008 (5-3)	3	1	0					
IUPUI	1987 (9-0)	1987 (9-0)	1	0	0					
Jacksonville	1982 (0-3)	1982 (0-3)	0	1	0					
John Carroll	1998 (14-9)	2019 (6-11)	9	6	0					
Kean	1991 (3-6)	1991 (3-6)	0	1	0					
Kent State	1988 (8-3)	2000 (7-8)	1	1	0					
Kentucky	1911 (14-5)	1916 (4-3)	2	2	0					
Kentucky Wesleyan	1927 (5-3)	1930 (14-4)	2	0	0					
Kenyon	1896 (23-19)	2023 (9-5)	99	21	0					
Keystone	2018 (3-1)	2018 (3-1)	1	0	0					
La Roche	2019 (5-9)	2020 (7-6)	1	1	0					
LaGrange	2002 (10-6)	2002 (7-5)	2	0	0					
Lakeland	2002 (8-2)	2004 (2-0)	2	1	0					
Lambuth	1994 (8-4)	1994 (6-8)	1	1	0					
Lebanon Valley	2022 (4-24)	2022 (4-24)	0	1	0					
Lenoir-Rhyne	1947 (9-11)	1947 (9-11)	0	1	0					
Lincoln Memorial	1926 (3-9)	1927 (6-4)	2	1	0					
Louisburg	1939 (3-5)	1939 (3-5)	0	1	0					
Louisville	1950 (11-2)	1950 (11-2)	1	0	0					
MacMurray	1995 (6-2)	2005 (18-2)	4	0	0					

Malone	1986 (10-7)	2012 (2-1)	4	4	0	Rowan	2001 (9-5)	2006 (4-5)	1	2	0
Manchester	2002 (2-1)	2019 (7-13)	3	4	0	Sacred Heart	1985 (6-7)	1989 (16-1)	1	1	0
Marian (Ind.)	1987 (5-10)	1992 (1-4)	1	3	0	St. John Fisher	2001 (2-4)	2015 (5-3)	2	1	0
Marian (Wis.)	2000 (22-9)	2000 (6-0)	2	0	0	St. Joseph's (Maine)	2002 (7-2)	2003 (18-15)	2	0	0
Marietta	1916 (9-4)	2023 (6-7)	23	71	0	Salve Regina	1998 (11-0)	2002 (27-5)	4	0	0
Mars Hill	1990 (21-7)	1990 (21-7)	1	0	0	Scranton	2019 (14-7)	2019 (14-7)	1	0	0
Marshall	1933 (0-4)	1958 (4-3)	4	7	0	Shawnee State	1996 (7-2)	2014 (0-10)	2	1	0
Marycrest Int'l	1997 (9-0)	1997 (18-3)	2	0	0	Simpson	1998 (9-3)	1998 (21-2)	2	0	0
Maryland State	1954 (9-7)	1954 (9-7)	1	0	0	Skidmore	2024				
Maryville (Mo.)	1998 (15-1)	1998 (7-0)	2	0	0	Slippery Rock	1985 (6-5)	1985 (6-5)	1	0	0
Maryville (Tenn.)	1947 (3-9)	1992 (5-11)	0	2	0	Southern Illinois	1965 (1-6)	1965 (1-6)	0	1	0
Messiah	1995 (15-6)	2002 (22-1)	4	2	1	SW Missouri State	1986 (6-11)	1986 (6-11)	0	1	0
Methodist	1990 (2-10)	1990 (2-10)	0	1	0	Spalding	2008 (14-4)	2008 (14-4)	1	0	0
Miami	1913 (14-5)	2001 (2-14)	12	28	0	SUNY-Canton	2017 (5-4)	2019 (14-2)	3	0	0
Michigan	1894 (4-18)	1937 (2-15)	1	7	0	Susquehanna	2017 (6-3)	2018 (7-13)	1	1	0
Michigan State	1910 (1-12)	1939 (7-17)	2	4	0	Swarthmore	2003 (11-7)	2022 (3-12)	1	3	0
Milligan	1947 (4-5)	1947 (4-5)	0	1	0	Tennessee Temple	1985 (15-14)	1985 (15-14)	1	0	0
Milwaukee Engineering	1999 (21-5)	1999 (21-5)	1	0	0	Thiel	2004 (8-6)	2004 (8-6)	1	0	0
Misericordia	2022 (4-13)	2022 (4-13)	0	1	0	Thomas More	1996 (21-14)	2019 (11-4)	9	9	0
Mitchell	2022 (7-11)	2022 (7-11)	0	1	0	Tiffin	1987 (5-7)	2005 (7-10)	7	2	0
Monmouth (Ill.)	2000 (10-1)	2000 (14-1)	2	0	0	Toledo	1942 (0-5)	1942 (0-5)	0	1	0
Montclair State	2012 (14-10)	2013 (6-12)	1	1	0	Transylvania	2002 (13-3)	2016 (13-4)	3	0	0
Moravian	2003 (11-2)	2016 (5-12)	2	2	0	Union (Tenn.)	1927 (10-1)	1965 (1-3)	1	1	0
Morehead State	1931 (4-3)	1931 (4-3)	1	0	0	Urbana	1990 (6-4)	2011 (9-1)	8	0	0
Mount St. Joseph	1995 (11-4)	2023 (1-5)	9	4	0	Ursinus	2014 (4-8)	2014 (4-8)	0	1	0
Mount Union	1901 (12-9)	2017 (5-10)	14	10	0	Utica	2012 (5-3)	2012 (9-0)	2	0	0
Mount Vernon Naz.	1984 (2-7)	2005 (6-7)	9	9	0	Virginia	1948 (9-18)	1948 (9-18)	0	1	0
Muskingum	1912 (1-12)	2023 (5-2)	43	35	0	Virginia Tech	1938 (1-4)	1948 (3-8)	2	2	0
Nichols	2001 (11-5)	2018 (7-1)	6	1	0	Virginia Wesleyan	1999 (1-2)	2002 (19-5)	2	1	0
New Jersey	2016 (0-10)	2016 (0-10)	0	1	0	Wabash	1914 (5-0)	2023 (18-7)	50	35	0
N. C. Wesleyan	1990 (0-4)	1990 (0-4)	0	1	0	Walsh	1986 (7-1)	1999 (6-9)	2	3	1
North Central	1991 (5-6)	2017 (3-12)	0	2	0	Wash. & Jeff.	1897 (7-8)	1917 (2-3)	3	4	0
North Park	1990 (9-10)	1990 (9-10)	0	1	0	Washington & Lee	1948 (4-9)	1948 (4-9)	0	1	0
Notre Dame (Ind.)	1903 (0-11)	1914 (0-12)	1	4	0	Waynesburg	1904 (7-6)	1904 (7-6)	1	0	0
Notre Dame (Ohio)	2008 (9-4)	2008 (9-4)	1	0	0	West Virginia	1898 (1-14)	1940 (7-12)	8	20	0
Oberlin	1892 (6-1)	2023 (5-4)	78	39	0	W. Va. Wesleyan	1910 (9-0)	2014 (2-5)	2	6	0
Ohio Christian	2013 (9-5)	2015 (8-7)	5	0	0	Western Kentucky	1926 (7-12)	1926 (7-12)	0	1	0
Ohio Dominican	1971 (6-7)	2013 (10-11)	19	22	1	Western Michigan	1939 (2-18)	1939 (2-18)	0	1	0
Ohio Northern	1895 (6-5)	2023 (3-17)	28	30	2	Western Reserve	1902 (9-0)	1927 (21-10)	11	3	0
Ohio State	1889 (6-4)	2000 (5-14)	27	73	3	Westminster (Mo.)	1997 (11-10)	2001 (12-10)	3	1	0
Ohio University	1900 (20-12)	2008 (8-7)	24	64	0	Wheaton (Ill.)	1987 (2-9)	2013 (5-1)	4	1	0
Olivet	2005 (18-11)	2022 (13-9)	3	0	0	Widener	2016 (0-9)	2016 (0-9)	0	1	0
Otterbein	1890 (20-4)	2023 (11-10)	85	66	0	William Paterson	1989 (10-11)	1991 (10-9)	1	1	0
Pennsylvania	1897 (17-7)	1897 (17-7)	1	0	0	William Penn	1995 (1-3)	1998 (11-7)	1	1	0
Penn State-Altoona	2004 (2-4)	2004 (2-4)	0	1	0	Wilmington (Del.)	1988 (6-5)	1990 (7-2)	2	0	0
Penn State-Behrend	1995 (13-4)	2017 (2-1)	11	0	0	Wilmington (Ohio)	2009 (4-2)	2023 (0-3)	3	3	0
Penn State-Berks	2014 (11-0)	2014 (13-1)	2	0	0	Wisconsin	1941 (12-4)	1941 (12-4)	1	0	0
Pfeiffer	1993 (6-5)	1993 (6-5)	1	0	0	Wisconsin Lutheran	2024				
Philadelphia Pharmacy	1985 (3-6)	1985 (3-6)	0	1	0	Wisconsin-LaCrosse	1995 (13-12)	1995 (13-12)	1	0	0
Pittsburgh	1917 (4-15)	1993 (1-5)	0	2	0	Wisconsin-Oshkosh	2004 (4-10)	2006 (11-13)	0	3	0
Potomac State	1954 (1-9)	1954 (8-7)	1	1	0	Wisconsin-Stevens Pt.	1996 (2-8)	2008 (11-7)	2	2	0
Ramapo	2007 (18-6)	2007 (18-6)	1	0	0	Wisconsin-Stout	1995 (2-1)	1998 (12-9)	3	1	0
Rensselaer	2008 (6-9)	2008 (6-9)	0	1	0	Wittenberg	1889 (17-7)	2023 (1-14)	120	86	1
Rhode Island College	2000 (13-2)	2000 (15-7)	2	0	0	Wooster	1891 (4-6)	2023 (1-11)	85	101	1
Rhodes	2012 (3-6)	2012 (3-6)	0	1	0	Worcester Poly	2004 (13-3)	2004 (13-3)	1	0	0
Rio Grande	1998 (30-12)	2004 (3-5)	3	1	0	Wright State	1971 (3-2)	1972 (5-6)	2	2	0
Ripon	2000 (7-10)	2003 (4-10)	3	2	0	Others			39	16	3
Rochester	1994 (10-2)	1994 (10-2)	1	0	0						
Rochester Inst. Tech.	2001 (8-4)	2001 (12-8)	2	0	0						
Rockford	1995 (14-7)	2016 (13-8)	6	0	0						
Rose-Hulman	1992 (11-8)	1996 (10-2)	2	0	0						

bold face indicates 2024 opponent

*see also Case and Western Reserve

ALL-TIME RESULTS

NOTE: There are accounts of baseball games at Ohio Wesleyan as far back as 1867, but many of those were played by class teams and/or against non-collegiate opponents. Contests that would be considered varsity intercollegiate games date back only to 1889.

1889

3-3-0

Field Manager: J.H. Andrews

Date	Site	Score
5/4	H	OWU 6, Ohio State 4
6/1	H	OWU 17, Wittenberg 7
6/5	H	Wittenberg 10, OWU 6
6/15	H	Capital 15, OWU 8
6/15	H	Capital 13, OWU 7
6/26	H	OWU 10, Mechanicsburg 3

1890

6-3-0

Field Manager: J.H. Andrews

Date	Site	Score
4/19	H	OWU 20, Otterbein 4
5/3	H	Denison 8, OWU 6
5/10	H	Capital 15, OWU 2
5/17	H	OWU 31, Delaware 9
5/30	H	OWU 10, Ohio State 5
5/31	H	Ohio State 8, OWU 6
5/31	H	OWU 17, Ohio State 6
6/7	H	OWU 11, Columbus Mutes 8
6/17	A	OWU 8, Denison 3

1891

4-4-0

Field Manager: Jack Doan

Date	Site	Score
4/25	H	OWU 25, Town Streets 6
5/2	H	Denison 10, OWU 0
5/9	H	OWU 21, Capital 4
5/16	H	Columbus Mutes 7, OWU 6
5/30	H	OWU 14, Columbus Mutes 6
5/30	H	OWU 9, Columbus Mutes 2
6/15	H	Wooster 6, OWU 4 (11)
6/16	H	Linwood 8, OWU 6

1892

8-4-1

Field Manager: Edward Albright

Date	Site	Score
4/23	H	OWU 8, Town Streets 3
4/30	H	OWU 13, Wittenberg 8
4/30	H	OWU 12, Wittenberg 4
5/7	H	OWU 12, Capital 4
5/7	H	Capital 5, OWU 3
5/21	H	Ohio State 2, OWU 1
5/28	H	OWU 18, Capital 9
5/30	H	OWU 21, Independents 2
5/30	H	OWU 24, Independents 5
6/11	H	OWU 6, Oberlin 1
6/20	H	Linwood 4, OWU 3
6/21	H	OWU 2, Linwood 2 (10)
6/22	H	Linwood 3, OWU 2

1893

4-5-0

Coach: Pete Adams

Date	Site	Score
5/3	H	OWU 9, Wittenberg 3
5/6	H	OWU 27, Heidelberg 1
5/20	H	Case 13, OWU 12
5/27	H	Denison 2, OWU 1
5/30	H	OWU 19, Capital 3
5/30	H	OWU 8, Capital 3
6/7	H	Defiance 9, OWU 8 (12)
6/10	A	Denison 8, OWU 4
6/20	H	Defiance 12, OWU 6

1894

8-6-0

Coach: Charles D. Rhodes

Date	Site	Score
4/14	H	Michigan 18, OWU 4
4/21	H	Findlay 6, OWU 3
4/28	H	DePauw 12, OWU 11
5/2	H	OWU 14, Delaware 3
5/5	H	Denison 9, OWU 6
5/9	H	Barracks 13, OWU 9
5/12	H	OWU 17, Independents 7
5/12	H	OWU 18, Independents 1
5/19	A	OWU 7, Cincinnati 4
6/2	H	OWU 9, Capital 6
6/6	H	Charleston 14, OWU 7
6/13	A	OWU 15, Wittenberg 14
6/20	H	OWU 12, Barracks 11
6/21	H	OWU 15, Barracks 11

1895

4-2-0

Coach: Pat Stewart

Date	Site	Score
4/20	H	OWU 17, Wittenberg 9
5/4	H	OWU 18, Cincinnati 5
5/18	A	Denison 7, OWU 4
5/22	H	OWU 6, Ohio Northern 5
5/30	H	OWU 27, Capital 11
		Ohio State 2, OWU 1

1896

5-5-1

Coach: J.J. Coons

Date	Site	Score
4/18	H	OWU 12, Columbus Barracks 5
4/25	H	OWU 7, Ohio State 5
5/2	A	Wittenberg 11, OWU 9
5/9	H	Otterbein 9, OWU 8
5/16	A	Ohio State 19, OWU 0
5/23	H	OWU 25, Columbus 3
5/30	H	OWU 23, Kenyon 19
6/6	H	OWU 15, Cincinnati 14 (12)
6/16	H	OWU 7, Ohio State 7
6/17	H	Ohio State 11, OWU 7
6/18	H	Ohio State 10, OWU 7

1897

11-3-1

Coach: J.J. Coons

Date	Site	Score
4/17	H	OWU 15, Otterbein 7
4/24	H	OWU 27, Wittenberg 8
5/7	A	OWU 9, Cincinnati 8
5/8	A	OWU 13, Wittenberg 10
5/15	A	Ohio State 15, OWU 2
5/19	H	OWU 17, Pennsylvania 7
5/22	H	OWU 4, Oberlin 3
5/29	H	Washington & Jefferson 8, OWU 7
5/31	H	OWU 4, DePauw 2
6/2	H	DePauw 9, OWU 1
6/12	H	OWU 10, Marion 10
6/14	H	OWU 5, Cincinnati 0
6/15	H	OWU 9, Cincinnati 6
		OWU 5, Capital 0
		OWU 9, Capital 6

1898

10-3-0

Coach: Samuel S. Blair

Date	Site	Score
4/16	H	OWU 32, Antioch 13
4/30	H	OWU 10, Allegheny 2
5/14	H	OWU 9, Washington & Jefferson 0
5/20	A	OWU 2, Ohio State 1
5/21	H	OWU 29, Kenyon 6
5/26	A	OWU 3, Allegheny 2
5/27	A	Washington & Jefferson 4, OWU 0
5/28	A	West Virginia 14, OWU 1
6/1	H	OWU 13, Ohio State 9
6/4	H	Oberlin 21, OWU 8
6/18	H	OWU 11, Ohio State 9
6/20	H	OWU 11, Ohio State 7
6/21	H	OWU 23, Ohio State 7

1899

10-7-0

Coach: Samuel S. Blair

Date	Site	Score
4/15	H	OWU 13, Otterbein 5
4/22	H	OWU 15, Capital 0
4/29	H	OWU 11, Denison 7
5/6	H	Allegheny 7, OWU 1
5/12	A	Hiram 6, OWU 5
5/13	A	Oberlin 16, OWU 0
5/20	H	OWU 8, Washington & Jefferson 4
5/24	H	OWU 12, West Virginia 1
5/30	A	OWU 6, Grove City 3
5/31	A	OWU 7, Allegheny 5
6/3	A	West Virginia 16, OWU 6
6/3	A	West Virginia 16, OWU 9
6/10	H	Oberlin 22, OWU 7
6/12	H	OWU 6, Denison 5
6/17	H	Ohio State 10, OWU 2
6/19	H	OWU 14, Ohio State 6
6/20	H	OWU 7, Ohio State 5

1900

5-11-0

Coach: R.G. Estrich

Date	Site	Score
4/14	H	OWU 18, Otterbein 9
4/20	H	Columbus 11, OWU 3
4/27	A	Hiram 6, OWU 5
4/28	A	Oberlin 6, OWU 5 (10)
5/4	H	Ohio State 11, OWU 6
5/5	H	Kenyon 11, OWU 10
5/12	H	OWU 20, Ohio University 12
5/18	H	Oberlin 10, OWU 1
5/19	H	West Virginia 14, OWU 11
5/26	H	OWU 27, Wittenberg 8
5/29	A	Allegheny 6, OWU 5
6/1	A	OWU 13, West Virginia 8
6/8	H	Hiram 4, OWU 2
6/9	A	Ohio State 6, OWU 5
6/13	H	OWU 17, Alumni 10
		Ohio State 11, OWU 7

1901

8-5-0

Coach: **Ward Sarsfield**

Date	Site	Score
4/13	H	OWU 9, Columbus Mutes 6
4/27	A	Oberlin 2, OWU 1 (11)
5/3	H	West Virginia 7, OWU 6
5/4	H	OWU 14, Wittenberg 2
5/11	H	Kenyon 8, OWU 4
5/18	H	OWU 9, Otterbein 0
5/20	H	Oberlin 5, OWU 2
5/25	A	OWU 8, Denison 1
5/29	A	OWU 12, Mount Union 9
6/6	H	OWU 6, Mount Union 2
6/7	H	OWU 8, Mount Union 0
6/8	A	Kenyon 8, OWU 1
6/12	H	OWU 11, Alumni 2

1902

13-2-0

Coach: **Dan Daub**

Date	Site	Score
4/12	H	OWU 16, Wittenberg 0
4/19	H	Ohio State 8, OWU 2
4/25	A	OWU 10, Case 6
4/26	A	Oberlin 20, OWU 15
5/1	H	OWU 7, Indiana 5
5/9	A	OWU 15, Denison 10
5/10	A	OWU 10, Kenyon 8
5/17	H	OWU 7, Denison 6
5/24	H	OWU 9, Western Reserve 0
5/29	A	OWU 4, Indiana 1
5/30	A	OWU 12, Indiana 7
6/6	H	OWU 13, Ohio State 11
6/7	H	OWU 9, Case 0
6/10	H	OWU 11, Oberlin 10
6/14	H	OWU 6, Kenyon 5

1903

8-11-1, 4-4-0 OAC*

Coach: **Branch Rickey**

Date	Site	Score
4/11	H	Springfield 8, OWU 3
4/18	H	OWU 9, Western Reserve 3*
5/2	H	OWU 11, Case 10* (10)
5/6	H	Denison 5, OWU 4 (11)
5/9	A	Indiana 8, OWU 4
5/11	A	OWU 6, DePauw 5
5/12	A	Notre Dame (Ind.) 11, OWU 0
5/15	A	Baldwin-Wallace 18, OWU 9
5/16	A	Case 10, OWU 2*
5/23	H	OWU 5, Oberlin 1*
5/25	H	West Virginia 9, OWU 4
5/27	H	Ohio State 15, OWU 9*
5/30	N	Kenyon 5, OWU 4* (10)
6/2	A	Ohio State 5, OWU 0*
6/5	H	OWU 5, Notre Dame (Ind.) 2
6/6	A	OWU 10, Wooster 2
6/11	A	Denison 7, OWU 4
6/13	H	OWU 2, Kenyon 0*
6/16	H	OWU 6, Toronto 5
6/17	H	OWU 4, Toronto 4


1904

14-5-0, 7-1-0 OAC*

OAC champion

Coach: **Branch Rickey**

Date	Site	Score
4/16	H	OWU 10, Otterbein 4
4/23	H	OWU 10, Baldwin-Wallace 0
4/29	H	OWU 8, Columbus East 3
4/30	H	Indiana 6, OWU 1
5/4	H	OWU 7, Waynesburg 6
5/5	H	OWU 15, Columbus East 3
5/7	A	OWU 9, Ohio State 7*
5/11	H	West Virginia 6, OWU 5 (12)
5/14	H	OWU 4, Oberlin 2*
5/18	H	OWU 2, Kenyon 1*
5/21	H	OWU 5, Case 1*
5/25	H	Ohio State 9, OWU 7*
5/27	H	OWU 9, Western Reserve 3*
5/28	A	OWU 11, Case 1*
5/30	A	OWU 7, West Virginia 6
5/30	A	West Virginia 5, OWU 2
6/2	A	OWU 3, Grove City 2
6/3	A	Allegheny 4, OWU 3 (11)
6/11	H	OWU 10, Kenyon 2*



The 1904 Ohio Wesleyan baseball team won the Ohio Athletic Conference championship. Charles Thomas is at the center of the second row, and coach Branch Rickey is at the right of the second row (see pages 65-66).

1905

11-6-0, 4-2-0 OAC*

Coach: Ben Davis

Date	Site	Score
4/15	H	OWU 6, Otterbein 4
4/22	A	OWU 2, Ohio Northern 1 (16)
4/29	A	OWU 2, Wooster 0
5/6	H	OWU 6, Kenyon 4*
5/10	H	West Virginia 2, OWU 1
5/12	A	OWU 5, Western Reserve 0*
5/13	A	Case 5, OWU 1*
5/18	H	OWU 11, Western Reserve 2*
5/20	H	OWU 8, Case 1*
5/25	H	OWU 4, Ohio Northern 2
5/27	A	OWU 7, Ohio University 6
5/29	A	West Virginia 7, OWU 2
5/30	A	OWU 7, West Virginia 6
6/3	H	Denison 4, OWU 3
6/10	A	Oberlin 3, OWU 0*
6/13	A	Denison 3, OWU 1
6/17	H	OWU 4, Mount Union 1

1906

12-6-0, 6-1-0 OAC*

OAC champion

Coach: Bert Curtis

Date	Site	Score
4/14	H	OWU 6, Otterbein 2
4/21	H	OWU 6, Kenyon 2*
4/28	H	OWU 5, Mount Union 1
5/5	H	Wooster 4, OWU 0
5/12	A	OWU 7, Kenyon 2*
5/16	H	OWU 7, Denison 6*
5/19	A	OWU 4, Wooster 3
5/23	H	OWU 5, Indiana 3
5/26	H	OWU 7, Western Reserve 1*
5/30	H	Ohio University 4, OWU 3
6/1	H	Oberlin 3, OWU 2*
6/2	H	OWU 10, West Virginia 3
6/6	A	Notre Dame (Ind.) 8, OWU 3
6/6	A	Notre Dame (Ind.) 7, OWU 1
6/9	H	OWU 14, Case 2*
6/16	A	OWU 3, Case 0*
6/18	H	Wooster 4, OWU 1
	H	OWU 11, Wooster 6

1907

4-9-0, 3-3-0 OAC*

Coach: Branch Rickey

Date	Site	Score
4/6	H	OWU 13, Wittenberg 3
4/15	H	Milwaukee 20, OWU 10
4/20	H	OWU Medics 6, OWU 5
4/26	H	Wooster 3, OWU 1*
4/27	H	OWU 15, Denison 8*
5/11	H	OWU 5, Kenyon 2*
5/22	H	Washington & Jefferson 8, OWU 2
5/29	A	OWU 3, Denison 1*
5/30	A	West Virginia 5, OWU 1
5/30	A	West Virginia 3, OWU 2
5/31	A	Wooster 5, OWU 3*
6/8	A	Kenyon 6, OWU 5*
6/11	H	Ohio University 4, OWU 0

1908

10-5-0, 8-5-0 OAC*

Coach: Branch Rickey

Date	Site	Score
4/11	H	OWU 15, Otterbein 2
4/15	H	OWU 5, OWU Medics 4
4/18	A	Ohio University 10, OWU 3*
4/25	H	OWU 9, Wooster 7*
5/2	H	OWU 7, Denison 4*
5/6	H	OWU 5, Georgetown (Ky.) 4
5/16	H	Oberlin 8, OWU 7*
5/20	A	OWU 7, Oberlin 6*
5/21	A	Case 6, OWU 1*
5/23	H	OWU 9, Wittenberg 2*
5/27	H	OWU 8, Kenyon 0*
5/29	A	Mount Union 10, OWU 9*
5/30	A	Wooster 9, OWU 7*
6/5	H	OWU 7, Case 4*
6/6	A	OWU 6, Kenyon 1*



The 1906 Ohio Wesleyan baseball team won the Ohio Athletic Conference championship, Ohio Wesleyan's second title in 3 seasons.

1909

13-4-0, 8-3-0 OAC*
Coach: Branch Rickey

Date	Site	Score
4/10	H	OWU 1, Otterbein 0
4/17	H	OWU 14, Western Reserve 5*
4/24	A	OWU 5, Ohio State 1
5/1	H	OWU 11, Findlay 4
5/7	A	OWU 11, Western Reserve 6*
5/8	A	OWU 9, Case 4*
5/15	H	OWU 16, Delaware 0
5/18	H	OWU 8, Kenyon 7*
5/19	A	Wooster 1, OWU 0*
5/21	H	Case 3, OWU 1*
5/25	A	OWU 11, Oberlin 9* (10)
5/27	H	OWU 6, Ohio State 1
5/31	A	Ohio University 9, OWU 4*
6/4	H	OWU 6, Oberlin 5*
6/5	A	Kenyon 10, OWU 7*
6/8	H	OWU 3, Ohio University 0*
6/12	H	OWU 7, Denison 2*

1910

9-4-0, 6-0-0 OAC*
OAC champion
Coach: Lynn W. St. John

Date	Site	Score
4/2	H	Otterbein 14, OWU 6
4/16	H	OWU 2, Ohio Northern 1
4/23	H	OWU 8, Kenyon 3*
4/29	A	Michigan State 12, OWU 1
4/30	A	Michigan 7, OWU 1
5/6	H	OWU 3, Wittenberg 2*
5/9	H	OWU 9, W. Va. Wesleyan 0
5/11	H	OWU 6, Denison 1*
5/21	H	Michigan 7, OWU 1
5/25	A	OWU 14, Ohio Northern 3
5/28	A	OWU 9, Wooster 3*
6/6	H	OWU 2, Oberlin 0*
6/13	H	OWU 10, Wooster 1*

1911

7-7-1, 5-4-1 OAC*
Coach: Lynn W. St. John

Date	Site	Score
4/10	H	Michigan 13, OWU 2
4/28	A	OWU 9, Ohio University 1*
4/29	A	OWU 11, Ohio University 0*
5/4	H	OWU 14, Kentucky 5
5/6	H	OWU 3, Denison 1*
5/9	H	Cincinnati 8, OWU 5* (11)
5/13	A	Ohio State 3, OWU 0
5/17	H	OWU 2, Ohio Northern 2*
5/19	A	OWU 2, Case 0*
5/20	A	Western Reserve 7, OWU 4*
5/27	H	OWU 9, Kenyon 4*
5/31	H	Otterbein 5, OWU 2 (12)
6/3	H	OWU 3, Ohio State 1
6/6	A	Ohio Northern 10, OWU 4*
6/12	H	Wooster def. OWU*

1912

11-8-0, 5-2-0 OAC*
OAC champion
Coach: Lynn W. St. John

Date	Site	Score
4/13	H	OWU 5, Ohio Medics 4
4/20	A	Western Reserve 8, OWU 2*
4/25	H	Kentucky 5, OWU 2
5/1	A	OWU 2, Michigan State 1
5/2	A	Michigan 8, OWU 3
5/3	A	Wooster 2, OWU 1*
5/4	H	OWU 3, Case 2
5/9	H	OWU 8, Washington & Jefferson 7
5/18	H	OWU 3, West Virginia 2
5/22	H	Michigan State 5, OWU 2
5/25	H	Ohio State 8, OWU 5
5/25	H	OWU 3, Ohio State 0
6/1	H	OWU 5, Otterbein 2
6/8	A	OWU 6, Ohio University 3*
6/8	A	Ohio University 5, OWU 4*
6/10	H	OWU 5, Wooster 2*
		OWU 6, Denison 2*
		Muskingum 12, OWU 1
		OWU 8, Oberlin 5*



The 1910 Ohio Wesleyan baseball team went undefeated in Ohio Athletic Conference competition to take the OAC championship.

2021 Ohio Wesleyan Baseball

1913

8-9-1, 6-2-0 OAC*

Coach: Mark Banks

Date	Site	Score
4/19	H	OWU 14, Kenyon 2*
4/22	H	OWU 4, Georgia 3 (10)
5/2	H	OWU 14, Miami 5*
5/3	H	W. Va. Wesleyan 4, OWU 1
5/9	A	W. Va. Wesleyan 10, OWU 2
5/10	A	W. Va. Wesleyan 4, OWU 2
5/16	A	OWU 4, Ohio State 4 (10)
5/17	A	OWU 7, Denison 6* (10)
5/20	H	Hawaii 11, OWU 1
5/23	A	OWU 2, Denison 1*
5/31	A	West Virginia 4, OWU 3
5/31	A	West Virginia 3, OWU 2
6/7	A	OWU 6, Wooster 5*
6/9	H	Ohio State 8, OWU 0
6/14	A	Ohio University 5, OWU 4*
6/17	A	OWU 11, Wooster 9*
6/18	A	OWU 9, Buchtel 1
6/21	A	Oberlin 4, OWU 0*

1914

13-8-0, 10-1-0 OAC*

OAC champion

Coach: Lave Cross

Date	Site	Score
4/23	A	Michigan State 5, OWU 4
4/24	A	OWU 5, Wabash 0
4/25	A	Notre Dame (Ind.) 12, OWU 0
5/1	A	Ohio State 7, OWU 4
5/2	A	Ohio Northern 9, OWU 3*
5/9	A	OWU 6, Ohio University 5* (11)
5/22	A	OWU 10, Miami 5*
5/23	A	OWU 14, Cincinnati 4*
5/27	H	OWU 7, Denison 6*
5/30	H	OWU 6, Ohio Northern 0*
6/5	H	OWU 11, Wooster 3*
6/6	H	OWU 2, Oberlin 1*
6/8	H	Ohio State 7, OWU 3
6/9	H	Alumni 1, OWU 0
6/11	N	W.Va. Wesleyan 6, OWU 1
6/12	A	OWU 8, W. Va. Wesleyan 5
6/13	A	W. Va. Wesleyan 6, OWU 2
6/15	A	OWU 7, Denison 5*
6/18	A	OWU 5, Wooster 1*
6/18	H	OWU 9, Delaware 5
6/20	A	OWU 10, Oberlin 2*

1915

8-5-0, 4-5-0 OAC*

Coach: Don Hamilton

Date	Site	Score
4/16	H	OWU 3, Otterbein 2
4/17	A	Ohio University 8, OWU 5*
4/26	H	OWU 3, Capital 2*
4/30	H	Oberlin 5, OWU 4*
5/1	H	Miami 4, OWU 0*
5/8	H	OWU 5, Denison 3*
5/18	H	OWU 2, Michigan State 1
5/22	H	OWU 2, Western Reserve 1*
5/28	H	Ohio University 3, OWU 2*
6/5	A	Miami 5, OWU 0*
6/12	A	OWU 7, Denison 1*
6/14	H	OWU 7, Ohio State 4
6/15	H	OWU 11, Alumni 3

1916

11-4-0, 8-0-0 OAC*

OAC champion

Coach: Don Hamilton

Date	Site	Score
4/13	A	Kentucky 6, OWU 2
4/14	A	OWU 4, Kentucky 3
4/15	A	OWU 8, Centre 2
4/29	A	Otterbein 8, OWU 7 (10)
5/1	H	OWU 6, Oberlin 3*
5/6	H	OWU 7, Denison 4*
5/11	H	Ohio State 14, OWU 7
5/13	A	OWU 3, Ohio University 1* (10)
5/20	H	OWU 13, Miami 10*
5/25	A	Ohio State 6, OWU 4
5/27	A	OWU 4, Miami 3*
6/2	A	OWU 4, Wooster 3*
6/3	A	OWU 6, Oberlin 4*
6/12	H	OWU 9, Marietta 4*
6/13	H	OWU 8, Alumni 6

1917

1-3-0, 1-0-0 OAC*

Coach: William Harris

Date	Site	Score
4/14	H	OWU 10, Otterbein 3*
4/20	A	Ohio State 7, OWU 2
4/27	A	Pittsburgh 15, OWU 4
4/28	A	Washington & Jefferson 3, OWU 2

NOTE: The remainder of the season was canceled because of World War I.



The 1916 Ohio Wesleyan baseball team went undefeated in Ohio Athletic Conference play to win the OAC championship, Ohio Wesleyan's second title in 3 seasons.

1918

6-8-0, 5-6-0 OAC*

Coach: Howard House

Date	Site	Score
4/13	H	Capital 8, OWU 7*
4/19	A	Capital 6, OWU 5*
4/20	A	Ohio State 9, OWU 3
4/27	A	Ohio University 6, OWU 2*
5/4	H	OWU 4, Ohio Northern 2*
5/10	H	OWU 6, Wooster 5*
5/14	H	Ohio State 4, OWU 2
5/17	A	OWU 9, Findlay 0
5/18	A	Ohio Northern 9, OWU 5*
5/24	H	Cincinnati 6, OWU 4*
5/25	H	OWU 3, Denison 2*
6/1	A	OWU 6, Wooster 5*
6/8	A	OWU 13, Denison 2*
6/15	H	Ohio University 3, OWU 2*

1919

5-7-0, 3-4-0 OAC*

Coach: Howard House

Date	Site	Score
4/12	H	OWU 7, Otterbein 1*
4/25	H	Cincinnati 7, OWU 4*
5/3	A	Denison 4, OWU 3*
5/13	H	OWU 7, Denison 0*
5/17	H	OWU 7, Heidelberg 1*
5/19	H	Ohio State 5, OWU 1
5/21	A	OWU 9, Carnegie Tech 2
5/23	A	West Virginia 6, OWU 0
5/26	A	Ohio State 3, OWU 1
5/31	A	Ohio University 3, OWU 2* (11)
6/5	H	OWU 10, Delaware 4
6/7	H	Ohio University 4, OWU 3*

1920

5-4-0, 5-4-0 OAC*

Coach: Howard House

Date	Site	Score
4/10	H	OWU 3, Capital 2*
4/24	H	OWU 6, Oberlin 0*
4/29	H	OWU 2, Otterbein 0*
5/1	H	OWU 10, Miami 3*
5/7	A	Denison 23, OWU 15*
5/14	H	OWU 7, Western Reserve 6*
5/20	A	Cincinnati 6, OWU 0*
6/5	H	Ohio University 4, OWU 0*
6/12	A	Oberlin 4, OWU 1*

1921

1-10-0, 1-8-0 OAC*

Coach: Howard House

Date	Site	Score
4/11	A	Ohio State 6, OWU 1
4/26	H	Otterbein 3, OWU 2*
4/29	A	Miami 8, OWU 4*
4/30	A	Cincinnati 16, OWU 2*
5/7	H	Cincinnati 22, OWU 3*
5/17	H	Denison 8, OWU 4*
5/19	H	Ohio State 12, OWU 5
5/26	A	Oberlin 11, OWU 4*
5/27	A	OWU 3, Baldwin-Wallace 1*
5/28	A	Western Reserve 9, OWU 5*
6/11	A	Denison 3, OWU 0*

1922

9-2-0, 8-1-0 OAC*

OAC champion

Coach: Ben Van Alstyne

Date	Site	Score
4/7	A	OWU 4, Ohio State 3
4/22	H	OWU 15, Wooster 1*
4/28	H	Ohio State 12, OWU 7
5/4	H	OWU 10, Miami 3*
5/5	A	OWU 5, Oberlin 4*
5/11	H	OWU 3, Ohio Northern 2*
5/13	H	OWU 7, Otterbein 0*
5/23	A	Ohio Northern 4, OWU 3*
6/3	A	OWU 16, Otterbein 1*
6/10	A	OWU def. Denison*
6/12	H	OWU def. Denison*

1923

4-6-0, 4-4-0 OAC*

Coach: Ben Van Alstyne

Date	Site	Score
4/16	A	Ohio State 5, OWU 4
4/21	H	OWU 11, Otterbein 3*
4/28	H	Ohio University 17, OWU 12*
5/5	A	Ohio Northern 8, OWU 6*
5/19	H	OWU 4, Ohio Northern 3*
5/23	H	Ohio State 12, OWU 4
5/25	A	Ohio University 4, OWU 1*
5/29	A	OWU 6, Otterbein 3*
6/11	H	Wooster 5, OWU 2*
6/12	A	OWU 7, Wooster 6*

1924

6-7-0, 3-3-0 OAC*

Coach: Ben Van Alstyne

Date	Site	Score
4/11	H	OWU 9, Antioch 7
4/19	H	Hiram 5, OWU 4 (12)
4/23	H	Capital 13, OWU 4
4/26	H	Miami 15, OWU 3*
5/3	A	Ohio State 13, OWU 3
5/10	A	OWU 4, Dayton 1
5/16	H	OWU 6, Wittenberg 4*
5/19	A	Wooster 4, OWU 1*
5/21	H	OWU 3, Wooster 2*
5/24	H	OWU 3, Ohio University 2* (10)
5/28	A	Ohio University 8, OWU 7*
6/11	H	Ohio State 13, OWU 5
6/14	H	OWU 12, Otterbein 4

1925

4-11-0, 3-9-0 OAC*

Coach: Ben Van Alstyne

Date	Site	Score
4/18	A	OWU 9, Ohio Northern 7*
4/28	A	Ohio State 4, OWU 3
5/2	H	Cincinnati 11, OWU 6*
5/7	A	OWU 10, Wittenberg 9*
5/9	H	Ohio University 6, OWU 3*
5/15	A	Miami 7, OWU 6*
5/16	A	Cincinnati 11, OWU 1*
5/25	H	Ohio State 12, OWU 2
5/23	H	Wittenberg 13, OWU 7*
5/28	A	Ohio University 7, OWU 6*
6/2	A	Denison 5, OWU 4*
6/6	H	Denison 5, OWU 4* (11)
6/13	H	OWU 8, Wooster 7*
6/15	H	OWU 5, Alumni 1
6/16	A	Wooster 6, OWU 0*



The 1922 Ohio Wesleyan baseball team won the Ohio Athletic Conference championship.

1926

**12-8-0, 8-4-0 OAC*,
6-3-0 Buckeye***

Coach: George Staten

Date	Site	Score
3/29	A	Lincoln Memorial 9, OWU 0
3/29	A	OWU 1, Lincoln Memorial 0
3/30	A	OWU 6, Eastern Kentucky 0
3/31	A	Western Kentucky 12, OWU 7
4/12	A	Ohio State 8, OWU 3
4/17	H	Denison 9, OWU 6** (10)
4/19	H	OWU 7, Michigan 4
4/30	A	Miami 7, OWU 2**
5/1	A	OWU 13, Cincinnati 6**
5/5	H	OWU 5, Ohio University 3**
5/8	H	OWU 6, Cincinnati 5** (10)
5/11	A	OWU 12, Ohio University 8**
5/15	A	OWU 10, Wittenberg 1**
5/20	H	Miami 4, OWU 1**
5/22	A	OWU 10, Ohio Northern 1*
5/26	H	OWU 7, Wittenberg 6**
6/2	A	OWU 6, Denison 3**
6/5	H	Ohio State 11, OWU 3
6/12	A	OWU 6, Wooster 4*
6/15	H	Wooster 5, OWU 1*

1927

**7-9-1, 4-8-0 OAC*,
3-5-0 Buckeye***

Coach: George Staten

Date	Site	Score
4/4	A	OWU 6, Lincoln Memorial 4
4/6	A	OWU 10, Union (Ky.) 1
4/7	A	OWU 5, Kentucky Wesleyan 3
4/14	A	OWU 8, Ohio State 8 (12)
4/20	A	OWU 4, Wittenberg 0**
4/23	A	Miami 9, OWU 7**
4/26	H	Denison 8, OWU 3**
4/30	A	OWU 2, Ohio University 0**
5/7	H	Cincinnati 8, OWU 6**
5/11	H	Ohio State 5, OWU 3
5/14	H	Ohio University 7, OWU 0**
5/21	A	OWU 21, Western Reserve 10*
5/25	H	Wittenberg 11, OWU 10**
5/30	A	Dayton 10, OWU 4*
6/1	A	OWU 14, Denison 9**
6/11	A	Wooster 5, OWU 3*
6/14	A	Wooster 2, OWU 1*

1928

**6-6-0, 6-5-0 OAC*,
6-4-0 Buckeye***

Coach: George Staten

Date	Site	Score
4/14	A	OWU 5, Miami 3**
4/18	H	OWU 8, Wittenberg 4**
4/25	A	OWU 13, Ohio University 12** (12)
4/28	H	Miami 6, OWU 3**
5/2	A	OWU 5, Denison 0**
5/5	A	Cincinnati 9, OWU 8** (10)
5/12	A	Oberlin 4, OWU 0*
5/15	H	Cincinnati 13, OWU 9**
5/18	H	Ohio University 24, OWU 13**
5/23	A	OWU 6, Wittenberg 3**
5/26	H	Ohio State 15, OWU 6
5/29	H	OWU 10, Denison 9** (13)

1929

2-10-0, 2-8-0 Buckeye*

Coach: George Staten

Date	Site	Score
4/13	A	Cincinnati 5, OWU 4*
4/27	H	Wittenberg 16, OWU 10*
5/4	H	Miami 11, OWU 5*
5/8	A	Ohio University 4, OWU 1*
5/11	A	Denison 6, OWU 5*
5/15	H	Ohio State 6, OWU 3
5/17	H	Cincinnati 12, OWU 3*
5/22	H	OWU 2, Ohio University 1*
5/24	A	Ohio State 10, OWU 2
5/28	A	Wittenberg 7, OWU 2*
5/29	A	Miami 13, OWU 6*
6/1	H	OWU 10, Denison 5*

1930

6-8-0, 3-5-0 Buckeye*

Coach: Frederick Mackey

Date	Site	Score
4/11	A	Ohio State 6, OWU 5
4/21	A	OWU 9, Miami 7*
4/24	A	OWU 4, Dayton 3
		OWU 14, Otterbein 2
4/28	A	Cincinnati 2, OWU 1*
4/30	H	Ohio University 14, OWU 7*
5/5	A	Dayton 4, OWU 3
5/7	H	OWU 10, Denison 8*
5/12	H	OWU 14, Kentucky Wesleyan 4
5/14	H	Ohio State 18, OWU 4
5/19	A	OWU 15, Denison 2*
5/21	H	Cincinnati 9, OWU 6*
5/23	A	Ohio University 8, OWU 3*
5/27	H	Miami 3, OWU 1*

1931

5-5-0, 3-2-0 Buckeye*

Coach: Frederick Mackey

Date	Site	Score
4/11	H	Ohio State 6, OWU 5
4/14	A	Ohio State 8, OWU 3
4/18	H	OWU 15, Otterbein 3
4/27	A	Cincinnati 6, OWU 5* (10)
4/29	H	Miami 9, OWU 1*
5/4	H	Wabash 7, OWU 3
5/9	A	OWU 4, Morehead State 3
5/16	H	OWU 14, Cincinnati 5*
5/19	H	OWU 17, Denison 4*
5/19	H	OWU 8, Denison 5*

1932

9-3-0, 6-2-0 Buckeye*

**Buckeye champion
Coach: Frederick Mackey**

Date	Site	Score
4/16	A	OWU 11, Cincinnati 9*
4/19	H	Ohio State 5, OWU 3
4/23	H	OWU 8, Cincinnati 1*
4/27	H	OWU 6, Ohio University 5*
5/4	A	Miami 5, OWU 3*
5/7	H	OWU 7, Miami 5*
5/14	H	OWU 13, Otterbein 7
5/17	A	Ohio University 6, OWU 4*
5/20	A	OWU 8, Wabash 6*
5/21	A	OWU 23, DePauw 3*
5/25	A	OWU 7, Ohio State 5
6/4	H	OWU 4, Ohio State 3

1933

5-6-0, 3-4-0 Buckeye*

Coach: George Staten

Date	Site	Score
4/15	A	OWU 11, Ohio State 6
4/21	A	Marshall 4, OWU 0*
4/22	A	OWU 3, Ohio University 1*
4/27	H	OWU 15, Wittenberg 7*
5/5	A	OWU 10, Cincinnati 7*
5/16	H	Ohio University 3, OWU 2*
5/17	H	Otterbein 3, OWU 2
5/20	H	Miami 4, OWU 3*
5/20	H	Miami 9, OWU 3*
5/24	H	OWU 4, Cincinnati 3* (10)
6/3	H	Ohio State 20, OWU 5



The 1932 Bishops won the Buckeye Conference championship, Ohio Wesleyan's first Buckeye crown.

1934

6-8-0, 2-8-0 Buckeye*

Coach: George Staten

Date	Site	Score
4/14	A	OWU 12, Otterbein 2
4/17	A	OWU 8, Ohio State 3
4/20	A	Ohio University 7, OWU 5*
4/21	A	Marshall 3, OWU 0*
4/24	H	Cincinnati 13, OWU 1*
4/30	A	OWU 10, Wittenberg 4*
5/4	A	Cincinnati 7, OWU 4*
5/5	A	Miami 6, OWU 3*
5/8	H	Wittenberg 8, OWU 7*
5/12	H	Marshall 18, OWU 2*
5/16	H	Ohio University 6, OWU 4*
5/19	H	OWU 15, Oberlin 10
5/23	H	OWU 7, Miami 5*
6/2	H	OWU 14, Ohio State 11

1935

4-7-0, 1-6-0 Buckeye*

Coach: Raymond Detrick

Date	Site	Score
4/18	H	OWU 5, Miami 2*
4/20	H	Marshall 8, OWU 3*
4/24	A	OWU 8, Wittenberg 1
5/1	A	Cincinnati 5, OWU 2*
5/4	A	Miami 3, OWU 0*
5/10	A	Ohio University 5, OWU 0*
5/11	A	Marshall 8, OWU 6*
5/14	H	Ohio University 11, OWU 2*
5/15	A	OWU 11, Oberlin 7 (10)
5/30	A	Wooster 5, OWU 4
6/8	H	OWU 6, Wooster 1

1936

10-5-0, 8-2-0 Buckeye*

Buckeye co-champion

Coach: Raymond Detrick

Date	Site	Score
4/10	H	Michigan 14, OWU 2
4/11	H	Michigan 5, OWU 2
4/15	H	OWU 11, Ohio University 2*
4/18	H	OWU 7, Oberlin 1
4/24	A	OWU 22, Dayton 6*
5/1	A	Ohio University 13, OWU 5*
5/2	A	OWU 17, Marshall 11*
5/7	A	Wittenberg 13, OWU 6
5/8	H	OWU 12, Cincinnati 6*
5/12	H	OWU 6, Miami 2*
5/15	H	OWU 6, Marshall 5* (13)
5/19	H	OWU 6, Wittenberg 3
5/21	A	Miami 13, OWU 3*
5/25	A	OWU 13, Cincinnati 1*
6/6	H	OWU 13, Dayton 1*

1937

12-6-0, 5-5-0 Buckeye*

Coach: Raymond Detrick

Date	Site	Score
4/2	A	OWU 11, West Virginia 8
4/3	A	OWU 12, West Virginia 9
4/9	H	Michigan 15, OWU 2
4/10	A	OWU 9, Cincinnati 6*
4/14	H	Ohio University 9, OWU 3*
4/17	H	OWU 24, Oberlin 6
4/22	A	OWU 12, Dayton 5*
4/27	A	OWU 6, Oberlin 4
4/30	H	Marshall 2, OWU 1*
5/3	A	OWU 6, Denison 3
5/7	A	Ohio University 10, OWU 2*
5/8	A	OWU 8, Marshall 7* (10)
5/11	H	Miami 12, OWU 9* (11)
5/17	H	OWU 18, Cincinnati 11*
5/19	A	Miami 3, OWU 2*
5/20	A	OWU 10, Wittenberg 3
5/24	H	OWU 7, Dayton 6*
5/28	H	OWU 12, Wittenberg 2



The 1936 Bishops shared the Buckeye Conference championship, Ohio Wesleyan's final Buckeye crown.

1938**2-11-0, 1-5-0 Buckeye*****Coach: Raymond Detrick**

Date	Site	Score
4/1	A	Virginia Tech 4, OWU 1
4/16	A	Ohio State 7, OWU 4
4/19	H	Oberlin 4, OWU 3
4/22	A	West Virginia 3, OWU 2
4/23	A	West Virginia 6, OWU 5
4/26	A	Miami 6, OWU 5*
5/3	H	Miami 15, OWU 4*
5/6	H	Marshall 17, OWU 4*
5/10	H	Cincinnati 8, OWU 3*
5/13	A	Ohio University 6, OWU 5*
5/24	H	OWU 7, Ohio University 6* (12)
5/25	A	OWU 7, Oberlin 5
6/11	H	Ohio State 7, OWU 0

1939**4-11-0, 1-4-0 Buckeye*****Coach: Raymond Detrick**

Date	Site	Score
4/3	A	OWU 6, Virginia Tech 5
4/4	A	Elon 12, OWU 6
4/5	A	OWU 6, High Point 4
4/7	A	Louisburg 5, OWU 3
4/21	A	West Virginia 23, OWU 19
4/22	A	West Virginia 19, OWU 14
4/27	A	Ohio University 7, OWU 6*
5/3	H	OWU 9, Ohio University 7*
5/5	A	Michigan State 17, OWU 7
5/6	A	Western Michigan 18, OWU 2
5/10	H	OWU 10, Oberlin 8
5/12	A	Miami 7, OWU 0*
5/13	A	Dayton 7, OWU 3*
5/18	H	Dayton 14, OWU 6*
5/23	A	Ohio State 8, OWU 3

1940**3-8-0****Coach: James Scott, Red Glancy**

Date	Site	Score
4/5	A	West Virginia 12, OWU 2
4/6	A	West Virginia 12, OWU 7
4/23	H	Ohio State 19, OWU 1
4/26	H	OWU 6, Wooster 2
4/30	H	Ohio University 21, OWU 2
5/3	A	OWU 10, Denison 2
5/7	A	Oberlin 4, OWU 3 (11)
5/10	H	OWU 10, Denison 8
5/11	A	Dayton 8, OWU 1
5/17	A	Miami 4, OWU 3
5/21	A	Ohio University 7, OWU 6

1941**8-5-0****Coach: Bob Clark**

Date	Site	Score
4/12	H	OWU 16, Oberlin 0
4/17	H	OWU 8, Capital 5
4/19	A	Muskingum 4, OWU 3
4/23	H	Ohio University 13, OWU 7
4/24	H	OWU 12, Wisconsin 4
4/29	A	Ohio University 5, OWU 1
5/3	A	Miami 6, OWU 5 (10)
5/10	A	OWU 7, Wooster 5 (13)
5/12	H	OWU 12, Heidelberg 7
5/13	A	OWU 5, Denison 1
5/19	A	OWU 7, Oberlin 5
5/21	H	Denison 11, OWU 6
5/27	H	OWU 9, Wooster 8

1942**6-4-0****Coach: Lars Wagner**

Date	Site	Score
4/17	A	OWU 2, Capital 1
4/18	A	Ohio University 4, OWU 3
4/21	H	OWU 7, Wooster 4
4/24	A	OWU 8, Denison 3
4/29	H	OWU 5, Muskingum 4
5/2	A	Miami 5, OWU 1
5/5	H	OWU 5, Ohio University 4
5/8	H	Denison 15, OWU 3
5/9	A	OWU 7, Wooster 1
5/30	H	Toledo 5, OWU 0

1943**6-4-0****Coach: Lars Wagner**

Date	Site	Score
4/10	A	Capital 16, OWU 12
4/17	H	OWU 5, Oberlin 2
4/17	H	Oberlin 2, OWU 1
4/23	A	Denison 6, OWU 2
4/29	H	OWU 9, Capital 4
5/1	A	Wooster 5, OWU 2
5/5	H	OWU 9, Denison 5
5/12	H	OWU 11, Otterbein 8
5/14	H	OWU 7, Findlay 6
5/29	H	OWU 11, Bowling Green State 6

1944**8-4-0****Coach: Lars Wagner**

Date	Site	Score
4/22	H	OWU 11, Capital 4
4/29	A	OWU 8, Bowling Green State 7 (8)
4/29	A	Bowling Green State 1, OWU 0
5/6	A	OWU 7, Capital 6
5/13	H	OWU 5, Denison 4 (10)
5/26	A	Wright-Patterson 2, OWU 1
5/27	H	OWU 5, Wright-Patterson 4
6/3	H	Bowling Green State 5, OWU 0
6/3	H	OWU 3, Bowling Green State 1
6/6	A	OWU 13, Denison 7 (11)
6/10	A	OWU 6, Oberlin 2
6/10	A	Oberlin 3, OWU 2

1945**7-8-0****Coach: Ken Hawk**

Date	Site	Score
4/17	H	Ohio University 9, OWU 2
4/21	H	Wooster 13, OWU 7
5/8	H	OWU 10, Capital 9
5/14	A	OWU 10, Capital 1
5/21	A	OWU 8, Wooster 3
5/22	H	Ohio State 6, OWU 2
5/26	A	Bowling Green State 6, OWU 0
5/29	A	Ohio State 9, OWU 1
5/31	A	OWU 11, Denison 8
6/2	H	OWU 7, Oberlin 5
6/4	H	Bowling Green 12, OWU 6
6/6	A	OWU 10, Wright-Patterson 0
6/9	H	OWU 8, Denison 3
6/12	H	OWU 4, Wright-Patterson 3
6/15	A	Oberlin 3, OWU 2

1946**10-7-0****Coach: Bob Strimer**

Date	Site	Score
4/13	H	OWU 5, Denison 1
4/25	H	OWU 7, Capital 4
4/30	H	Ohio University 9, OWU 0
5/8	A	Ohio State 5, OWU 2
5/13	H	OWU 2, Denison 0
5/14	A	Ohio University 8, OWU 4
5/21	H	OWU 9, Wooster 5
5/28	H	OWU 3, Bowling Green State 0
5/29	A	OWU 6, Oberlin 4
6/4	H	OWU 9, Baldwin-Wallace 3
6/8	A	Bowling Green State 20, OWU 7
6/8	A	Bowling Green State 1, OWU 0
6/12	H	OWU 6, Oberlin 5 (10)
6/15	A	OWU 14, Wright-Patterson 1
6/15	A	OWU 1, Wright-Patterson 0
6/22	H	Wright-Patterson 6, OWU 2
6/22	H	OWU 8, Wright-Patterson 1

1947**13-7-0****Coach: Bob Strimer**

Date	Site	Score
4/3	A	OWU 5, Virginia Tech 4
4/4	A	Milligan 5, OWU 4
4/5	A	Maryville (Tenn.) 9, OWU 3
4/7	A	Lenoir-Rhyne 11, OWU 9
4/8	A	OWU 5, Catawba 0
4/10	H	OWU 3, Marietta 2 (10)
4/16	H	Capital 4, OWU 0
4/19	H	OWU 8, Akron Goodyear 5
4/19	H	Akron Goodyear 6, OWU 0
4/23	A	OWU 6, Wooster 4
4/29	A	OWU 8, Heidelberg 0
5/3	A	OWU 7, Denison 3 (10)
5/5	H	Denison 6, OWU 4
5/9	H	OWU 12, Baldwin-Wallace 4
5/10	A	OWU 3, Capital 1
5/10	A	Capital 11, OWU 0
5/23	A	OWU 11, Baldwin-Wallace 2
5/26	H	OWU 7, Bowling Green State 2
5/27	H	OWU 13, Kenyon 1
5/29	H	OWU def. Otterbein

1948**6-11-0, 4-4-0 OAC*****Coach: Bill Daugherty**

Date	Site	Score
3/24	A	Washington & Lee 9, OWU 4
3/27	A	Virginia 18, OWU 9
3/29	A	Virginia Tech 8, OWU 3
4/10	H	Bowling Green State 3, OWU 1
4/17	A	Bowling Green State 2, OWU 0
4/20	H	Denison 14, OWU 1
4/21	H	Ohio State 6, OWU 0
4/23	H	Oberlin 7, OWU 6*
4/27	A	OWU 7, Capital 6*
5/1	H	Albion 8, OWU 7
5/3	A	Otterbein 4, OWU 2*
5/8	A	Oberlin 6, OWU 5* (10)
5/12	A	OWU 8, Denison 3*
5/15	A	OWU 6, Kenyon 0*
5/18	H	OWU 5, Ashland 1
5/25	A	OWU 6, Ohio State 4
5/27	H	OWU 12, Otterbein 5*

1949**9-5-0, 7-3-0 OAC*****Coach: Bill Daugherty**

Date	Site	Score
4/12	H	OWU 7, Ohio State 6
4/23	H	OWU 11, Oberlin 6*
4/26	A	Ohio State 6, OWU 2
4/29	A	Bowling Green State 6, OWU 0
4/30	A	OWU 9, Albion 8
5/4	A	OWU 12, Capital 7*
5/5	H	OWU 6, Otterbein 5*
5/10	H	Denison 5, OWU 4*
5/13	H	Heidelberg 10, OWU 7*
5/14	A	OWU 4, Kenyon 3* (8)
5/14	A	OWU 21, Kenyon 6*
5/16	A	OWU 9, Heidelberg 2*
5/18	A	Oberlin 8, OWU 3*
5/21	H	OWU 6, Bowling Green State 5

1950

12-5-0, 11-2-0 OAC*

OAC champion

Coach: Bill Daugherty

Date	Site	Score
4/8	A	Ohio State 15, OWU 3
4/15	H	OWU 6, Heidelberg 5*
4/18	H	OWU 9, Denison 8*
4/22	H	Albion 14, OWU 4
4/26	H	OWU 13, Oberlin 2*
4/28	A	OWU 15, Wooster 5*
5/2	H	OWU 5, Capital 4*
5/6	A	OWU 14, Denison 6*
5/9	A	OWU 5, Otterbein 0*
5/11	A	Heidelberg 4, OWU 3*
5/12	H	OWU 12, Muskingum 6*
5/16	H	Ohio State 4, OWU 1
5/19	H	OWU 10, Otterbein 9*
5/20	H	OWU 5, Kenyon 1*
5/23	A	Oberlin 8, OWU 3*
5/27	H	OWU 11, Louisville 2
5/30	A	OWU 10, Kenyon 0*

1951

6-6-1, 4-5-1 OAC*

Coach: Bill Daugherty

Date	Site	Score
4/7	H	OWU 5, Kenyon 2
4/18	H	Denison 14, OWU 7*
4/19	H	OWU 7, Heidelberg 2*
4/25	H	OWU 9, Wooster 9* (11)
4/27	H	Otterbein 4, OWU 3*
5/3	A	Muskingum 10, OWU 5*
5/5	A	Oberlin 9, OWU 7*
5/9	A	OWU 6, Denison 2*
5/14	H	OWU 8, Capital 7*
5/17	A	OWU 6, Kenyon 1
5/19	A	Albion 9, OWU 8
5/21	A	Heidelberg 8, OWU 6*
5/26	H	OWU 10, Oberlin 9*

1952

5-7-0, 5-7-0 OAC*

Coach: Les Michael

Date	Site	Score
4/3	A	OWU 9, Capital 3*
4/17	A	OWU 9, Wooster 8*
4/19	H	Heidelberg 4, OWU 3*
4/22	H	Denison 21, OWU 8*
4/26	A	Wittenberg 6, OWU 5*
4/28	H	OWU 18, Oberlin 11*
5/1	H	Muskingum 12, OWU 11*
5/6	A	OWU 6, Denison 2*
5/10	H	Capital 10, OWU 1*
5/13	H	Wittenberg 11, OWU 7*
5/15	A	OWU 4, Heidelberg 3*
5/23	A	Otterbein 8, OWU 5*

1953

5-8-0, 5-7-0 OAC*

Coach: Les Michael


Date	Site	Score
4/9	A	OWU 14, Capital 0*
4/14	H	OWU 10, Kenyon 8*
4/23	H	Marietta 15, OWU 0*
4/24	H	Akron 8, OWU 7*
5/1	A	Otterbein 3, OWU 2*
5/2	H	Mount Union 11, OWU 5*
5/5	N	Lockbourne AFB 10, OWU 1
5/9	H	OWU 10, Oberlin 5*
5/11	A	OWU 9, Denison 2*
5/13	H	Wooster 7, OWU 4*
5/18	H	Otterbein 14, OWU 12*
5/20	A	OWU 7, Oberlin 1*
5/26	A	Kenyon 11, OWU 3*

1954

5-12-0, 3-10-0 OAC*

Coach: Les Michael

Date	Site	Score
3/30	A	Bridgewater 6, OWU 5
3/31	A	Potomac State 9, OWU 1
4/1	A	OWU 8, Potomac State 7
4/2	A	OWU 9, Maryland State 7
4/3	A	Marietta 5, OWU 2*
4/10	A	Wittenberg 10, OWU 7*
4/19	A	Akron 6, OWU 3*
4/26	A	Otterbein 4, OWU 3*
4/28	H	Denison 8, OWU 2*
5/1	A	OWU 11, Oberlin 8*
5/6	H	Wittenberg 15, OWU 13*
5/13	A	Mount Union 4, OWU 2*
5/15	A	Capital 7, OWU 4*
5/17	A	Kenyon 14, OWU 2*
5/19	H	OWU 10, Oberlin 9*
5/21	A	OWU 9, Denison 8*
5/24	A	Heidelberg 10, OWU 2*



The 1950 Bishops won the Ohio Athletic Conference championship, Ohio Wesleyan's first since rejoining the OAC in 1947.

1955

5-8-1, 5-7-1 OAC*

Coach: Les Michael

Date	Site	Score
4/14	H	OWU 4, Marietta 3*
4/16	A	Wittenberg 6, OWU 5* (11)
4/18	A	Capital 6, OWU 1*
4/23	A	Denison 7, OWU 1*
4/26	H	OWU 9, Heidelberg 9*
4/28	A	Muskingum 7, OWU 5*
4/30	A	Oberlin 6, OWU 2*
5/7	H	Wittenberg 21, OWU 10*
5/10	A	Ohio University 9, OWU 1
5/13	H	OWU 1, Akron 0*
5/16	H	OWU 10, Denison 4*
5/18	H	OWU 12, Capital 8*
5/21	A	Heidelberg 2, OWU 0*
5/23	A	OWU 6, Kenyon 3*

1956

10-5-0, 9-4-0 OAC*

Coach: Les Michael

Date	Site	Score
4/7	H	OWU 7, Alma 3
4/10	A	Akron 6, OWU 4*
4/11	H	OWU 8, Wittenberg 5*
4/14	A	Marietta 5, OWU 4*
4/18	H	OWU 3, Heidelberg 2*
4/21	A	Kenyon 13, OWU 11*
4/23	A	OWU 3, Capital 2*
4/30	A	Central State 5, OWU 4
5/4	H	OWU 4, Oberlin 2*
5/5	H	OWU 8, Otterbein 4*
5/9	A	Wittenberg 7, OWU 3*
5/11	H	OWU 15, Capital 0*
5/16	A	OWU 23, Denison 6*
5/19	A	OWU 6, Heidelberg 4*
5/22	H	OWU 21, Kenyon 7*

1957

10-4-0, 10-3-0 OAC*

Coach: Les Michael

Date	Site	Score
4/11	H	OWU 8, Marietta 4*
4/13	H	OWU 2, Akron 1*
4/20	H	OWU 14, Muskingum 5*
4/23	A	OWU 11, Kenyon 3*
4/26	H	OWU 11, Capital 0*
4/30	H	OWU 7, Otterbein 2*
5/2	H	OWU 3, Wittenberg 2* (10)
5/4	A	OWU 7, Oberlin 6*
5/8	A	Capital 8, OWU 7*
5/9	A	Wittenberg 12, OWU 9*
5/11	H	OWU 7, Heidelberg 3*
5/15	H	OWU 4, Kenyon 3*
5/21	A	Ohio University 5, OWU 2
5/26	A	Heidelberg 7, OWU 2*

1958

12-0-0, 11-0-0 OAC*

OAC champion

Coach: Les Michael

Date	Site	Score
4/3	A	OWU 4, Marshall 3
4/15	H	OWU 16, Otterbein 3*
4/17	H	OWU 3, Kenyon 2*
4/19	A	OWU 15, Muskingum 13*
4/25	H	OWU 4, Wittenberg 3*
5/1	A	OWU 4, Otterbein 2*
5/7	A	OWU 9, Wittenberg 3*
5/10	H	OWU 20, Heidelberg 5*
5/13	H	OWU 7, Capital 3*
5/15	A	OWU 4, Kenyon 3*
5/20	H	OWU 11, Oberlin 5*
5/24	H	OWU 5, Hiram 4* (10)



The 1958 Bishops won the Ohio Athletic Conference championship and were the only undefeated team in the nation that season.

1959

4-10-0, 4-9-0 OAC*

Coach: Les Michael

Date	Site	Score
4/6	H	Wittenberg 6, OWU 5*
4/8	A	Capital 5, OWU 3*
4/11	H	Muskingum 6, OWU 4*
4/15	H	OWU 19, Kenyon 6*
4/21	A	Denison 6, OWU 5* (11)
4/23	H	Otterbein 9, OWU 5*
4/28	A	Ohio University 14, OWU 6
5/2	A	Oberlin 7, OWU 6*
5/6	H	OWU 8, Capital 1*
5/9	H	Heidelberg 10, OWU 4*
5/14	A	OWU 10, Otterbein 1*
	A	Heidelberg 7, OWU 5*
5/21	H	OWU 8, Denison 7*
5/23	A	Kenyon 5, OWU 4*

1960

6-5-0, 6-4-0 OAC*

Coach: Les Michael

Date	Site	Score
4/11	H	OWU 10, Kenyon 7*
4/14	A	OWU 7, Otterbein 0*
4/16	H	OWU 13, Oberlin 11*
4/18	A	OWU 14, Muskingum 3*
4/20	H	Wittenberg 19, OWU 3*
4/23	A	Marietta 7, OWU 5*
4/29	A	OWU 9, Denison 5*
5/3	H	OWU 4, Denison 3*
5/5	A	Capital 13, OWU 0*
5/17	H	Ohio University 18, OWU 0
5/18	A	Heidelberg 6, OWU 0*

1961

8-4-0, 8-2-0 OAC*

OAC champion

Coach: Les Michael


Date	Site	Score
4/8	H	OWU 3, Marietta 1*
4/15	H	OWU 5, Muskingum 3*
4/20	H	OWU 16, Otterbein 3*
4/27	A	OWU 6, Denison 2*
5/2	H	OWU 4, Akron 2*
5/4	A	Heidelberg 7, OWU 4*
5/11	A	OWU 6, Otterbein 5* (12)
5/13	H	OWU 8, Wittenberg 7*
5/16	A	OWU 10, Capital 0*
5/20	A	Hiram 9, OWU 1*
NCAA College Division Mideast Regional		
6/5	N	Ball State 4, OWU 3 (11)
6/7	A	DePauw 4, OWU 1

1962

10-7-0, 10-6-0 OAC*

Coach: Les Michael

Date	Site	Score
4/10	A	Capital 4, OWU 3*
4/12	H	OWU 3, Heidelberg 1*
4/16	A	Ohio University 9, OWU 5
4/18	H	OWU 11, Oberlin 1*
4/21	H	OWU 3, Otterbein 2*
4/24	H	OWU 9, Akron 0*
4/26	A	OWU 7, Kenyon 1*
4/28	A	OWU 2, Marietta 1*
4/30	H	OWU 11, Denison 10*
5/3	A	Heidelberg 4, OWU 0*
5/5	H	Hiram 5, OWU 4*
5/8	A	Denison 7, OWU 2*
5/10	A	OWU 11, Otterbein 0*
5/12	H	OWU 8, Wittenberg 4*
5/15	H	Capital 4, OWU 1*
5/17	A	Wittenberg 5, OWU 0*
5/19	H	OWU 8, Baldwin-Wallace 4*



The 1961 Bishops won the Ohio Athletic Conference championship and made Ohio Wesleyan's first NCAA College Division playoff appearance.

1963

5-11-0, 5-10-0 OAC*

Coach: Les Michael

Date	Site	Score
4/6	H	Marietta 5, OWU 2*
4/10	H	OWU 11, Denison 7*
4/13	H	Muskingum 3, OWU 2*
4/18	A	Heidelberg 8, OWU 3*
4/20	H	Capital 12, OWU 7*
4/25	A	Wittenberg 3, OWU 0*
4/27	A	OWU 5, Hiram 0*
5/2	H	OWU 2, Heidelberg 1*
5/4	A	Oberlin 6, OWU 4*
5/6	H	Otterbein 8, OWU 5* (10)
5/8	A	Akron 9, OWU 8*
5/11	H	Wittenberg 4, OWU 1*
5/15	H	OWU 6, Kenyon 2*
5/18	A	Baldwin-Wallace 6, OWU 2*
5/20	A	OWU 1, Otterbein 0*
5/22	H	Ohio University 10, OWU 9

1964

6-9-0, 6-8-0 OAC*

Coach: Les Michael

Date	Site	Score
4/11	H	Akron 6, OWU 3*
4/14	H	OWU 9, Capital 7*
4/16	H	Heidelberg 7, OWU 6*
4/18	A	OWU 4, Kenyon 2*
4/21	A	Marietta 6, OWU 3*
4/28	H	OWU 17, Denison 1*
5/2	H	Hiram 3, OWU 1*
5/5	H	Wittenberg 6, OWU 5*
5/9	H	OWU 5, Oberlin 1*
5/11	A	Otterbein 3, OWU 2*
5/16	H	OWU 9, Baldwin-Wallace 2*
5/16	H	OWU 5, Baldwin-Wallace 1*
5/18	A	Ohio University 12, OWU 2
5/20	A	Heidelberg 12, OWU 7*
5/23	A	Wittenberg 8, OWU 0*

1965

12-6-0, 12-3-0 OAC*

OAC champion

Coach: Les Michael

Date	Site	Score
4/10	A	OWU 1, Akron 0*
4/17	H	OWU 5, Otterbein 0*
4/21	H	OWU 3, Marietta 0*
4/24	A	OWU 10, Oberlin 0*
4/27	A	OWU 5, Heidelberg 3*
4/29	H	Denison 4, OWU 3*
5/1	A	OWU 3, Hiram 0*
5/4	H	Ohio University 3, OWU 0
5/8	H	OWU 5, Wittenberg 4*
5/12	A	OWU 6, Denison 3*
5/15	A	Baldwin-Wallace 4, OWU 3*
5/15	A	Baldwin-Wallace 11, OWU 9*
5/19	H	OWU 3, Wooster 0*
5/22	A	OWU 4, Capital 0*
5/25	H	OWU 3, Muskingum 2*
5/29	H	OWU 12, Heidelberg 0*
NCAA College Division Midwest Regional		
6/3	A	Southern Illinois 6, OWU 1
6/4	N	Union (Tenn.) 3, OWU 1

1966

5-5-0, 5-5-0 OAC*

Coach: Les Michael

Date	Site	Score
4/6	A	OWU 3, Kenyon 0*
4/9	H	Hiram 5, OWU 4*
4/16	H	OWU 4, Akron 1*
4/20	A	Heidelberg 6, OWU 3*
5/3	A	Wittenberg 5, OWU 2*
5/5	H	OWU 7, Oberlin 3*
5/7	H	OWU 5, Capital 4*
5/14	H	Mount Union 5, OWU 0*
5/24	A	OWU 9, Otterbein 4*
5/28	H	Heidelberg 8, OWU 6*

1967

4-13-1, 3-10-1 OAC*

Coach: Les Michael

Date	Site	Score
3/31	A	Ohio State 18, OWU 0
3/31	A	Ohio State 15, OWU 5
4/4	H	OWU 7, Kenyon 1*
4/8	A	Hiram 7, OWU 1*
4/12	A	Wittenberg 10, OWU 1*
4/15	A	OWU 11, Akron 1
4/18	A	Heidelberg 10, OWU 9*
4/26	H	OWU 3, Denison 3* (10)
4/29	A	OWU 3, Baldwin-Wallace 2*
4/29	A	Baldwin-Wallace 2, OWU 1*
5/4	A	Oberlin 3, OWU 0*
5/9	A	Denison 11, OWU 10*
5/13	H	OWU 7, Mount Union 6*
5/19	H	Muskingum 12, OWU 9*
5/20	A	Capital 2, OWU 1* (11)
5/23	A	Ohio University 15, OWU 5
5/25	H	Otterbein 9, OWU 6* (10)
5/27	H	Heidelberg 9, OWU 8* (10)



The 1965 Bishops won the Ohio Athletic Conference championship and made Ohio Wesleyan's second NCAA playoff appearance.

1968

7-5-0, 6-5-0 OAC*
Coach: Les Michael

Date	Site	Score
4/2	H	Capital 8, OWU 7*
4/6	H	Hiram 3, OWU 1* (12)
4/10	A	Wittenberg 6, OWU 3*
4/13	H	OWU 5, Akron 0
4/16	H	OWU 14, Heidelberg 12*
4/25	A	OWU 3, Kenyon 2*
4/27	H	OWU 2, Baldwin-Wallace 1*
4/27	H	OWU 3, Baldwin-Wallace 2*
5/4	A	Denison 2, OWU 0*
5/4	A	OWU 10, Denison 5*
5/8	H	OWU 3, Oberlin 2*
5/25	A	Mount Union 4, OWU 3* (10)

1969

11-1-0, 10-1-0 OAC*
OAC champion
Coach: Les Michael

Date	Site	Score
4/3	H	OWU 19, Kenyon 2*
4/8	A	OWU 9, Akron 2
4/12	H	OWU 6, Wooster 1*
4/12	H	OWU 5, Wooster 2*
4/16	A	OWU 7, Wittenberg 2*
4/26	H	OWU 10, Muskingum 1*
4/26	H	OWU 2, Muskingum 1*
5/1	A	Capital 4, OWU 3* (12)
5/3	A	OWU 6, Baldwin-Wallace 4* (11)
5/7	A	OWU 7, Oberlin 3*
5/13	H	OWU 3, Marietta 2* (11)
OAC championship game		
5/16	N	OWU 3, Baldwin-Wallace 2*

1970

4-6-1, 4-4-0 OAC*
Coach: Les Michael

Date	Site	Score
4/4	H	OWU 7, Hiram 5*
4/7	H	OWU 2, Akron 2 (15)
4/15	H	Wittenberg 3, OWU 2*
4/18	A	Mount Union 6, OWU 5* (10)
4/21	A	Marietta 6, OWU 5*
4/30	H	Capital 4, OWU 3*
5/4	H	OWU 9, Baldwin-Wallace 0*
5/9	H	OWU 17, Denison 0*
5/9	H	OWU 3, Denison 2* (15)
5/11	A	Ohio University 10, OWU 1
5/15	A	Akron 3, OWU 0

1971

8-11-0, 4-8-0 OAC*
Coach: Les Michael

Date	Site	Score
4/6	H	OWU 6, Kenyon 2*
4/8	H	Otterbein 8, OWU 2*
4/10	H	Wooster 4, OWU 0*
4/10	H	Wooster 7, OWU 6*
4/14	A	Wittenberg 5, OWU 2*
4/17	A	Ohio Dominican 7, OWU 6
4/17	A	OWU 5, Ohio Dominican 4
4/20	H	OWU 5, Marietta 4*
4/24	H	Muskingum 2, OWU 0*
4/24	H	OWU 11, Muskingum 2*
4/27	A	Denison 3, OWU 2*
4/29	A	Capital 2, OWU 0*
5/1	A	Baldwin-Wallace 15, OWU 6*
5/5	A	OWU 1, Oberlin 0*
5/14	H	OWU 3, Wright State 2
5/17	H	OWU 2, Ohio Dominican 1
5/18	A	Ashland 7, OWU 0
5/21	A	Wright State 10, OWU 3
5/26	A	OWU 9, Akron 4

1972

6-10-0, 4-8-0 OAC South*
Coach: Les Michael

Date	Site	Score
4/5	H	Marietta 10, OWU 2*
4/10	H	Otterbein 6, OWU 4*
4/12	A	OWU 8, Denison 2*
4/22	H	Denison 4, OWU 0*
4/22	H	OWU 2, Denison 0*
4/26	H	OWU 3, Capital 2*
4/29	H	Wittenberg 3, OWU 0*
4/29	H	OWU 4, Wittenberg 1*
5/3	A	OWU 5, Ohio Dominican 4
5/6	A	Capital 2, OWU 1*
5/6	A	Capital 3, OWU 2*
5/10	H	Muskingum 13, OWU 2*
5/12	H	Ohio Dominican 2, OWU 1
5/16	A	Otterbein 6, OWU 3*
5/20	H	OWU 4, Wright State 3
5/20	H	Wright State 6, OWU 5



The 1969 Ohio Wesleyan baseball team celebrated the opening of Littick Field by winning the Ohio Athletic Conference championship. Les Michael was named OAC and District 4 Coach of the Year.

1973**5-10-0, 3-8-0 OAC South*****Coach: Les Michael**

Date	Site	Score
4/7		Otterbein 4, OWU 3*
4/7		Otterbein 12, OWU 7*
4/14	H	Marietta 4, OWU 1* (13)
4/14	H	Marietta 3, OWU 0*
4/21	A	OWU 2, Denison 0*
4/21	A	Denison 6, OWU 3*
4/26	A	Capital 2, OWU 0*
5/2		OWU 9, Central State 2
5/5	H	OWU 3, Capital 2*
5/5	H	Capital 3, OWU 0*
5/9	A	Muskingum 3, OWU 2* (11)
5/12	H	OWU 3, Oberlin 1
5/12	H	Oberlin 6, OWU 2
5/15	H	OWU 7, Otterbein 1*
5/17		Ohio Dominican 9, OWU 8 (10)

1974**10-9-0, 9-6-0 OAC South*****Coach: Les Michael**

Date	Site	Score
3/28	A	Ohio Northern 5, OWU 0
4/2	H	Otterbein 2, OWU 0*
4/10	A	OWU 5, Wittenberg 0*
4/13	H	OWU 3, Denison 2*
4/13	H	OWU 4, Denison 2*
4/17	H	OWU 7, Capital 4*
4/20	H	OWU 10, Wittenberg 7*
4/20	H	OWU 3, Wittenberg 1*
4/24	H	OWU 7, Heidelberg 5
4/27	A	Capital 8, OWU 2*
4/27	A	OWU 2, Capital 1*
5/2	A	OWU 11, Muskingum 4*
5/4	A	Wooster 2, OWU 1
5/4	A	Wooster 2, OWU 0
5/7	A	Otterbein 12, OWU 0*
5/11	H	OWU 2, Muskingum 0*
5/11	H	Muskingum 2, OWU 0*
5/14	H	Marietta 2, OWU 1*
5/14	H	Marietta 3, OWU 1*

1975**13-9-0, 13-5-0 OAC South*****Coach: Les Michael**

Date	Site	Score
		Otterbein 9, OWU 3*
		OWU 9, Otterbein 5*
4/5	H	Marietta 18, OWU 3*
4/5	H	Marietta 18, OWU 2*
4/8	H	OWU 10, Wittenberg 3*
4/10	H	Ohio Northern 10, OWU 6
4/12	A	OWU 9, Denison 6*
4/12	A	OWU 21, Denison 2*
4/16	A	OWU 7, Capital 6*
4/19	A	OWU 10, Wittenberg 8*
4/19	A	Wittenberg 9, OWU 6*
4/26	H	OWU 4, Capital 3*
4/26	H	OWU 4, Capital 3*
4/29	H	OWU 12, Muskingum 2*
5/2	H	OWU 6, Denison 3*
5/3	H	Wooster 4, OWU 3
5/3	H	Wooster 5, OWU 3
5/6	H	OWU 10, Otterbein 6*
5/10	A	OWU 7, Muskingum 5*
5/10	A	OWU 10, Muskingum 5*
5/13	A	Marietta 12, OWU 4*
5/16	H	Ohio Dominican 5, OWU 3

1976**7-16-0, 5-13-0 OAC South*****Coach: Les Michael**

Date	Site	Score
4/3	H	Otterbein 4, OWU 2*
4/3	H	OWU 7, Otterbein 3*
4/6	H	Muskingum 17, OWU 10*
4/8	A	Ohio Northern 5, OWU 2
4/10	H	Wittenberg 8, OWU 1*
4/10	H	Wittenberg 9, OWU 7*
4/14	H	Marietta 4, OWU 2*
4/17	A	OWU 13, Capital 8*
4/17	A	Capital 5, OWU 4*
4/19	A	Ohio Dominican 9, OWU 5
4/21	A	OWU 4, Denison 2*
4/24	A	Muskingum 6, OWU 3*
4/24	A	Muskingum 7, OWU 4*
4/28	H	Capital 8, OWU 2*
5/1	H	OWU 13, Denison 3*
5/1	H	OWU 9, Denison 0*
5/4	A	Wittenberg 13, OWU 7*
5/6	H	Heidelberg 8, OWU 3
5/8	H	OWU 5, Mount Union 2
5/8	H	OWU 5, Mount Union 4
5/12	A	Otterbein 10, OWU 3*
5/15	A	Marietta 2, OWU 1*
5/15	A	Marietta 10, OWU 4*

1977**12-5-0, 11-2-0 OAC South*****Coach: Les Michael**

Date	Site	Score
4/7	H	Ohio Northern 6, OWU 3
4/8	H	Heidelberg 8, OWU 5
4/9	A	OWU 11, Wittenberg 4*
4/9	A	Wittenberg 7, OWU 4*
4/14	A	Marietta 5, OWU 1*
4/16	H	OWU 5, Capital 2*
4/16	H	OWU 2, Capital 1*
4/27	A	OWU 16, Capital 7*
4/30	A	OWU 7, Denison 4*
4/30	A	OWU 7, Denison 0*
5/3	H	OWU 4, Wittenberg 2*
5/7	A	Mount Union 4, OWU 1
5/7	A	OWU 9, Mount Union 3
5/10	A	OWU 8, Muskingum 7*
5/12	H	OWU 7, Otterbein 2*
5/14	H	OWU 5, Marietta 4*
5/14	H	OWU 7, Marietta 1*

1978**5-16-0, 2-8-0 OAC South*****Coach: Les Michael**

Date	Site	Score
	A	Carson-Newman def. OWU
	A	Carson-Newman def. OWU
	A	Carson-Newman def. OWU
	A	Carson-Newman def. OWU
	A	Carson-Newman def. OWU
3/31	H	Ashland 9, OWU 6
4/1	A	Marietta 5, OWU 4*
4/1	A	Marietta 10, OWU 6*
4/5	A	Otterbein 9, OWU 8* (11)
4/8	A	Capital 1, OWU 0*
4/8	A	Capital 9, OWU 3*
4/12	A	OWU 5, Denison 3*
4/15	H	OWU 3, Wittenberg 1*
4/15	H	Wittenberg 8, OWU 3*
4/27	H	OWU 12, Ohio Dominican 7
4/29	H	Heidelberg 6, OWU 3
4/29	H	OWU 5, Heidelberg 4
5/2	A	Wittenberg 6, OWU 5*
5/9	H	OWU 12, Ohio Dominican 7
5/10	A	Muskingum 8, OWU 5*
5/11	A	Ohio Northern 6, OWU 4

1979**6-19-0, 2-10-0 OAC South*****Coach: Les Michael**

Date	Site	Score
3/17	A	Carson-Newman 9, OWU 5
3/17	A	Carson-Newman 5, OWU 4
3/19	A	OWU 6, Carson-Newman 4
3/19	A	Carson-Newman 9, OWU 1
3/20	A	Carson-Newman 8, OWU 7
3/20	A	Carson-Newman 7, OWU 4
3/21	A	Carson-Newman 9, OWU 7
3/28	H	OWU 11, Ohio Northern 4
4/7	H	Capital 11, OWU 2*
4/7	H	Capital 9, OWU 0*
4/10	H	Denison 9, OWU 0*
4/18	A	Capital 7, OWU 1*
4/19	H	OWU 6, Heidelberg 5
4/21	H	Muskingum 4, OWU 2*
4/21	H	Muskingum 1, OWU 0*
4/24	A	OWU 5, Ohio Dominican 3
4/26	A	Marietta 9, OWU 3*
4/28	A	Heidelberg 9, OWU 4
4/28	A	Heidelberg 6, OWU 3
5/1	H	Wittenberg 6, OWU 3*
5/5	A	OWU 8, Denison 5*
5/5	A	Denison 5, OWU 1*
5/9	A	OWU 9, Muskingum 5*
5/11	H	Wooster 11, OWU 6
5/12	A	Otterbein 8, OWU 7*

1980**5-13-0, 5-10-0 OAC South*****Coach: Les Michael**

Date	Site	Score
4/3	A	Ohio Northern 10, OWU 9
4/5	A	Capital 10, OWU 8*
4/5	A	Capital 9, OWU 8*
4/11	A	Otterbein 6, OWU 5*
4/16	A	Denison 7, OWU 5*
4/19	H	OWU 10, Wittenberg 3*
4/19	H	OWU 5, Wittenberg 4*
4/22	H	Muskingum 17, OWU 12*
4/23	H	Ohio Dominican 10, OWU 7
4/26	A	Marietta 7, OWU 1*
4/26	A	Marietta 4, OWU 1*
4/29	A	OWU 6, Wittenberg 4*
5/3	H	Denison 10, OWU 7*
5/3	H	OWU 6, Denison 2*
5/6	H	Capital 8, OWU 3*
5/9	H	Wooster 26, OWU 7
5/10	H	OWU 2, Otterbein 1*
5/10	H	OWU 10, Otterbein 3*

1981**7-21-1, 6-8-0 OAC South*****Coach: Bob Colbert**

Date	Site	Score
3/18	A	Ohio Dominican 4, OWU 2
3/21	A	Carson-Newman 6, OWU 0
3/21	A	Carson-Newman 17, OWU 9
3/23	A	Carson-Newman 20, OWU 0
3/24	A	Carson-Newman 15, OWU 6
3/24	A	Carson-Newman 10, OWU 4
3/25	A	OWU 12, Carson-Newman 7
3/25	A	Carson-Newman 11, OWU 5
3/31	A	OWU 16, Ohio Northern 16
4/7	A	Marietta 21, OWU 3*
4/7	A	Marietta 15, OWU 1
4/9	H	OWU 8, Otterbein 6*
4/15	H	OWU 8, Denison 4*
4/18	A	Wittenberg 16, OWU 6*
4/18	A	OWU 7, Wittenberg 3*
4/21	A	OWU 10, Muskingum 4*
4/21	A	Muskingum 6, OWU 1
4/25	H	Marietta 19, OWU 8*
4/25	H	Marietta 12, OWU 5*
4/28	H	Wittenberg 7, OWU 0*
4/30	A	Heidelberg 9, OWU 3
5/2	A	Denison 5, OWU 3*
5/2	A	Denison 7, OWU 6*
5/5	A	OWU 7, Capital 6*
5/5	A	Capital 9, OWU 8
5/8	A	Wooster 8, OWU 0
5/8	A	Wooster 3, OWU 2
5/9	A	Otterbein 16, OWU 0*
5/9	A	OWU 6, Otterbein 2*

1982

14-23-0, 5-8-0 OAC South*

Coach: Bob Colbert

Date	Site	Score
3/20	N	Ohio Northern 6, OWU 3
3/20	A	Berea (Ky.) 5, OWU 1
3/22	N	OWU 7, Ohio Dominican 2
3/23	N	OWU 10, Wittenberg 6
3/25	A	Jacksonville 3, OWU 0
3/25	N	Denison 12, OWU 6
3/25	N	Akron 9, OWU 1
3/27	N	OWU 7, Akron 4
4/3	A	Marietta 28, OWU 1*
4/3	A	Marietta 17, OWU 4
4/10	H	OWU 4, Denison 3
4/13	A	Otterbein 3, OWU 2 (11)
4/15	A	Ohio Dominican 7, OWU 4
4/16	A	OWU 6, Ohio Northern 4
4/19	A	Capital 12, OWU 3*
4/20	H	OWU 14, Muskingum 5
4/21	A	Findlay 6, OWU 5
4/21	A	Findlay 7, OWU 6
4/23	A	Muskingum 2, OWU 1*
4/23	A	OWU 5, Muskingum 4*
4/26	H	Ohio Dominican 9, OWU 6
4/28	A	OWU 4, Denison 2*
4/28	A	OWU 9, Denison 4*
4/29	H	OWU 6, Heidelberg 5
5/1	H	Wittenberg 9, OWU 5*
5/1	H	OWU 8, Wittenberg 6*
5/5	A	OWU 6, Kenyon 3
5/7	H	Wooster 9, OWU 6
5/7	H	Wooster 8, OWU 0
5/8	H	Otterbein 5, OWU 2*
5/8	H	Otterbein 7, OWU 5*
5/11	H	Capital 14, OWU 7*
5/11	H	Capital 5, OWU 2*
5/12	H	OWU 16, Marietta 13*
5/12	H	Marietta 13, OWU 5*
5/15	H	OWU 7, Oberlin 1
5/15	H	Oberlin 3, OWU 2

1983

8-25-0, 4-8-0 OAC South*

Coach: Kevin Colbert

Date	Site	Score
3/18	A	OWU 5, Berea (Ky.) 0
3/19	A	OWU 2, Berea (Ky.) 1
3/19	N	Centre 5, OWU 1
3/21	N	Akron 7, OWU 3
3/22	N	Flagler 7, OWU 1
3/22	N	Flagler 5, OWU 4
3/23	N	Akron 6, OWU 4
3/26	A	Armstrong State 12, OWU 4
3/26	A	Armstrong State 4, OWU 0
3/26	A	Armstrong State 12, OWU 0
4/5	H	OWU 9, Wittenberg 3*
4/12	A	Otterbein 5, OWU 0*
4/12	A	Otterbein 6, OWU 1*
4/16	H	Capital 5, OWU 4*
4/16	H	OWU 2, Capital 1*
4/20	A	Ohio Dominican 6, OWU 5
4/21	A	Muskingum 7, OWU 2*
4/23	H	OWU 3, Muskingum 0*
4/23	H	Muskingum 7, OWU 6*
4/24	H	Ohio Northern 17, OWU 10
4/24	H	Ohio Northern 21, OWU 10
4/27	H	OWU 10, Denison 7* (12)
4/28	A	Denison 5, OWU 4
4/28	A	Denison 15, OWU 3
5/6	A	OWU 4, Wooster 2
5/6	A	Wooster 15, OWU 13
5/7	H	Otterbein 5, OWU 3*
5/7	H	OWU 5, Otterbein 3
5/10	A	Capital 8, OWU 7* (10)
5/10	A	Capital 10, OWU 5
5/11	A	Marietta 6, OWU 2*
5/11	A	Marietta 17, OWU 4
5/14	A	Oberlin 7, OWU 4

1984

8-23-0, 4-10-0 OAC South*

Coach: Roger Ingles

Date	Site	Score
3/16	A	Berea (Ky.) 5, OWU 2
3/17	N	Ohio Northern 1, OWU 0
3/18	N	Ohio Northern 9, OWU 2
3/18	N	Ohio Northern 8, OWU 1
3/31	H	Otterbein 8, OWU 3*
3/31	H	Otterbein 16, OWU 5*
4/2	H	Mount Vernon Nazarene 7, OWU 2
4/7	H	Ohio Dominican 8, OWU 1
4/7	H	OWU 6, Ohio Dominican 5
4/10	H	OWU 4, Muskingum 1*
4/12	A	Mount Vernon Nazarene 14, OWU 3
4/13	A	Denison 8, OWU 1
4/14	A	Capital 20, OWU 3*
4/16	A	Denison 8, OWU 7
4/19	A	OWU 11, Wittenberg 10*
4/20	A	Ohio Northern 5, OWU 3
4/20	A	Ohio Northern 7, OWU 0
4/21	H	Denison 11, OWU 4*
4/21	H	OWU 22, Denison 0*
4/26	A	Ohio State 14, OWU 6
4/27	H	OWU 4, Capital 2*
4/28	A	Marietta 10, OWU 3*
4/28	A	Marietta 14, OWU 4*
4/30	H	Capital 21, OWU 10
5/1	A	Otterbein 24, OWU 6*
5/10	H	OWU 7, Wooster 3
5/10	H	OWU 2, Wooster 0
5/11	H	Marietta 11, OWU 7*
5/11	H	OWU 11, Marietta 9
5/12	A	Muskingum 8, OWU 7*
5/12	A	Muskingum 6, OWU 4*

1985

17-26-1, 9-10-1 NCAC*

Coach: Roger Ingles

Date	Site	Score
3/9	A	Armstrong State 6, OWU 3
3/9	A	Armstrong State 10, OWU 9
3/10	N	Indiana State 14, OWU 3
3/11	N	Sacred Heart 7, OWU 6
3/11	N	OWU 7, Cumberland 2
3/12	N	OWU 6, Slippery Rock 5
3/12	A	Flagler 13, OWU 5
3/14	N	OWU 5, Indiana State 1
3/14	N	Philadelphia Pharmacy 6, OWU 3
3/15	A	OWU 15, Tennessee Temple 14
3/16	A	OWU 7, Centre 2
3/16	A	OWU 11, Centre 4
3/17	N	Marietta 11, OWU 4
3/17	N	Ohio Northern 4, OWU 2
3/26	A	Mount Vernon Naz. 7, OWU 6 (10)
4/2	A	OWU 13, Kenyon 6*
4/2	A	OWU 11, Kenyon 5*
4/5	H	OWU 7, Denison 4*
4/5	H	OWU 4, Denison 4*
4/9	H	OWU 6, Capital 5
4/13	H	OWU 5, Wooster 4*
4/13	H	Wooster 15, OWU 6*
4/14	H	Wooster 9, OWU 5*
4/14	H	Wooster 4, OWU 3*
4/16	H	Otterbein 16, OWU 11
4/17	A	Heidelberg 4, OWU 3
4/17	A	OWU 9, Heidelberg 0
4/21	A	Otterbein 14, OWU 1
4/21	A	Otterbein 8, OWU 7
4/23	A	Capital 22, OWU 10
4/25	A	Ohio Dominican 13, OWU 7
4/27	A	Case Reserve 5, OWU 1*
4/27	A	OWU 17, Case Reserve 2*
4/28	A	Case Reserve 6, OWU 5*
4/28	A	Case Reserve 8, OWU 7* (9)
4/30	H	OWU 10, Denison 3*
4/30	H	Denison 3, OWU 2*
5/4	H	Allegheny 9, OWU 1*
5/4	H	Allegheny 7, OWU 4*
5/5	H	OWU 10, Allegheny 5*
5/5	H	Allegheny 10, OWU 1*
5/8	A	OWU 3, Kenyon 2*
5/8	A	OWU 12, Kenyon 4*
5/9	H	Ohio State 9, OWU 8

1986**29-20-1, 18-5-0 NCAC*****NCAC champion****Coach: Roger Ingles**

Date	Site	Score
3/8	A	OWU 18, Centre 1
3/8	A	Centre 8, OWU 7
3/9	A	Armstrong State 7, OWU 6 (10)
3/10	N	Southwest Missouri St. 11, OWU 6
3/10	N	Wooster 10, OWU 4
3/11	N	OWU 10, Malone 7 (8)
3/11	N	OWU 14, Malone 8
3/13	N	OWU 7, Walsh 1
3/13	N	Walsh 3, OWU 2
3/22	A	OWU 11, Marietta 6
3/22	A	Marietta 16, OWU 5
3/24	H	Capital 5, OWU 4
3/25	A	Malone 7, OWU 6
3/25	A	Malone 8, OWU 2
3/29	A	OWU 5, Otterbein 3
3/29	A	Otterbein 2, OWU 1
4/1	A	OWU 18, Denison 5*
4/1	A	Denison 6, OWU 5* (8)
4/5	H	OWU 7, Kenyon 1*
4/5	H	OWU 7, Kenyon 3*
4/6	H	OWU 3, Kenyon 1*
4/6	H	OWU 6, Kenyon 5*
4/8	A	OWU 14, Capital 8
4/12	A	OWU 5, Wooster 0*
4/12	A	Wooster 7, OWU 0*
4/13	A	OWU 6, Wooster 5* (8)
4/13	A	OWU 12, Wooster 4*
4/17	H	OWU 11, Heidelberg 4
4/17	H	OWU 8, Heidelberg 6
4/19	A	OWU 3, Dayton 3
4/22	A	Denison 8, OWU 7*
4/24	A	OWU 16, Ohio Dominican 8
4/26	H	OWU 9, Case Reserve 6*
4/26	H	OWU 10, Case Reserve 0*
4/27	H	OWU 15, Case Reserve 6*
4/27	H	OWU 12, Case Reserve 8*
4/29	H	Ashland 18, OWU 11
4/29	H	OWU 7, Ashland 4
4/30	H	OWU 11, Otterbein 10
5/3	A	OWU 6, Allegheny 2*
5/3	A	OWU 11, Allegheny 2*
5/4	A	OWU 5, Allegheny 2*
5/4	A	Allegheny 13, OWU 0*
5/8	A	Ohio State 19, OWU 5
5/9	H	OWU 5, Oberlin 4*
5/9	H	OWU 2, Oberlin 1*
5/10	H	OWU 10, Oberlin 3*
5/10	H	Oberlin 7, OWU 6*

NCAA Division III Midwest Regional

5/21	N	Marietta 9, OWU 7
5/22	N	Wooster 10, OWU 7

1987**27-19-1, 15-5-0 NCAC*****Coach: Roger Ingles**

Date	Site	Score
3/9	N	Wooster 15, OWU 2
3/9	N	Geneva 12, OWU 8
3/10	N	OWU 1, Walsh 1
3/11	N	OWU 3, Indiana-Southeast 0
3/11	N	OWU 14, Indiana-Southeast 2
3/12	N	OWU 7, Tiffin 5
3/12	N	Wheaton (Ill.) 9, OWU 2
3/13	N	Marian 10, OWU 5
3/13	N	Indiana-Southeast 10, OWU 4
3/14	N	OWU 9, IUPUI-Indianapolis 0
3/19	H	OWU 18, Ohio Dominican 11
3/21	A	Marietta 5, OWU 2
3/21	A	Marietta 5, OWU 4 (10)
3/25	A	OWU 20, Capital 9
3/28	H	Allegheny 7, OWU 6*
3/28	H	OWU 7, Allegheny 6*
3/29	H	Allegheny 8, OWU 7*
3/29	H	Allegheny 9, OWU 1*
4/2	A	OWU 8, Mount Vernon Nazarene 5
4/8	H	OWU 11, Capital 7
4/8	H	OWU 6, Capital 2
4/11	A	OWU 6, Kenyon 3*
4/11	A	OWU 7, Kenyon 3*
4/12	A	OWU 9, Kenyon 4*
4/12	A	OWU 11, Kenyon 1*
4/14	H	OWU 4, Otterbein 3
4/15	A	Heidelberg 2, OWU 1
4/15	A	OWU 12, Heidelberg 6
4/17	H	OWU 3, Denison 1*
4/17	H	OWU 5, Denison 3*
4/18	H	OWU 7, Denison 6*
4/18	H	OWU 6, Denison 4*
4/21	H	Ohio State 11, OWU 5 (10)
4/25	H	Wooster 3, OWU 1* (8)
4/25	H	OWU 9, Wooster 4*
4/26	H	Wooster 6, OWU 4*
4/26	H	OWU 17, Wooster 16* (8)
4/30	A	Ohio Northern 1, OWU 0
4/30	A	OWU 5, Ohio Northern 2 (8)
5/1	A	OWU 10, Otterbein 7
5/2	A	Ohio Dominican 13, OWU 10
5/8	A	OWU 7, Case Reserve 6* (9)
5/8	A	OWU 11, Case Reserve 3*
5/9	A	OWU 8, Case Reserve 1*
5/9	A	OWU 8, Case Reserve 6*

NCAA Division III Midwest Regional

5/19	N	Marietta 4, OWU 3
5/20	N	Aurora 5, OWU 2

1988**25-13-1, 12-8-0 NCAC*****Coach: Roger Ingles**

Date	Site	Score
3/8	N	Walsh 5, OWU 3
3/9	N	OWU 3, Ashland 3
3/10	N	Ohio Dominican 4, OWU 0
3/11	N	OWU 6, Wilmington (Del.) 5
3/23	A	OWU 8, Kent State 3
3/28	A	OWU 6, Denison 3*
3/28	A	Denison 6, OWU 5*
3/31	H	Capital 4, OWU 3
4/1	H	OWU 6, Oberlin 4*
4/1	H	OWU 10, Oberlin 0*
4/2	H	OWU 7, Oberlin 4*
4/2	H	Oberlin 6, OWU 5*
4/5	A	OWU 17, Capital 4
4/5	A	OWU 8, Capital 5
4/9	H	OWU 5, Kenyon 4* (8)
4/9	H	OWU 6, Kenyon 0*
4/10	H	OWU 12, Kenyon 8*
4/10	H	OWU 16, Kenyon 4*
4/12	H	OWU 11, Heidelberg 4
4/12	H	OWU 7, Heidelberg 3
4/17	A	Allegheny 2, OWU 1*
4/17	A	OWU 5, Allegheny 4*
4/20	H	OWU 10, Otterbein 9
4/20	H	Otterbein 4, OWU 2
4/23	A	Wooster 14, OWU 6*
4/23	A	Wooster 3, OWU 1*
4/24	A	OWU 15, Wooster 8*
4/24	A	Wooster 5, OWU 2*
4/28	A	OWU 18, Denison 6
4/30	H	OWU 8, Ohio Northern 7
4/30	H	OWU 11, Ohio Northern 7
5/1	A	Otterbein 9, OWU 0
5/1	A	OWU 11, Otterbein 6
5/6	A	OWU 6, Denison 1
5/6	A	OWU 8, Denison 1
5/7	H	OWU 2, Case Reserve 1*
5/7	H	OWU 8, Case Reserve 1*
5/8	H	Case Reserve 3, OWU 1*
5/8	H	Case Reserve 9, OWU 8*

1989**21-14-0, 14-2-0 NCAC*****NCAC champion****Coach: Roger Ingles**

Date	Site	Score
3/11	N	OWU 16, Sacred Heart 1
3/12	A	Armstrong State 8, OWU 1
3/13	N	Geneva 14, OWU 13
3/16	N	Marian 10, OWU 6
3/17	N	William Paterson 11, OWU 10
3/19	A	OWU 8, Centre 3 (11)
3/24	A	OWU 5, Kenyon 1*
3/24	A	OWU 10, Kenyon 3*
3/25	A	OWU 6, Kenyon 4*
3/25	A	OWU 10, Kenyon 0*
3/28	A	OWU 14, Capital 3
4/5	A	Ohio Northern 7, OWU 4
4/5	A	OWU 4, Ohio Northern 2
4/8	H	OWU 1, Capital 0
4/8	H	OWU 3, Capital 2
4/11	H	Otterbein 11, OWU 8
4/12	H	Wittenberg 10, OWU 8 (11)
4/15	H	OWU 10, Denison 0*
4/15	H	OWU 13, Denison 3*
4/16	H	OWU 8, Denison 3*
4/16	H	OWU 9, Denison 0*
4/19	A	Ohio University 10, OWU 2
4/19	A	OWU 8, Ohio University 0
4/20	A	Otterbein 8, OWU 2
4/22	A	OWU 8, Case Reserve 3*
4/22	A	OWU 10, Case Reserve 0*
4/23	A	OWU 13, Case Reserve 2*
4/23	A	OWU 13, Case Reserve 3*
4/30	H	OWU 6, Wooster 4*
4/30	H	OWU 8, Wooster 7*
5/4	A	Ohio State 3, OWU 2
5/7	H	Allegheny 12, OWU 5*
5/7	H	Allegheny 11, OWU 0*
5/11	A	Marietta 4, OWU 3
5/11	A	Marietta 10, OWU 3



The 1986 Bishops won a school-record 29 games and made Ohio Wesleyan's first NCAA tournament appearance since 1965.

1990

30-13-0, 18-6-0 NCAC*

Coach: Roger Ingles

Date	Site	Score
3/10	A	N. Carolina Wesleyan 4, OWU 0
3/11	A	Methodist 10, OWU 2
3/12	N	OWU 10, Wheaton (Ill.) 0
3/13	N	OWU 5, Marian 2 (16)
3/13	N	OWU 21, Mars Hill 7
3/14	N	OWU 6, Urbana 4
3/15	N	OWU 14, Wheaton (Ill.) 4
3/15	N	OWU 9, Wheaton (Ill.) 5
3/16	N	Cornell (N.Y.) 18, OWU 2
3/17	N	OWU 7, Wilmington (Del.) 2
3/17	N	OWU 9, Cornell (N.Y.) 4
3/25	A	OWU 5, Capital 1
3/25	A	OWU 6, Capital 5
3/27	H	OWU 2, Mount Vernon Nazarene 1
3/31	H	OWU 6, Oberlin 4*
3/31	H	OWU 4, Oberlin 2*
4/1	H	OWU 10, Oberlin 0*
4/3	A	OWU 5, Wittenberg 3*
4/7	A	Wooster 6, OWU 0*
4/7	A	OWU 5, Wooster 4*
4/8	A	Wooster 7, OWU 6*
4/13	H	OWU 5, Case Reserve 2*
4/13	H	Case Reserve 11, OWU 0*
4/14	H	OWU 11, Case Reserve 2*
4/17	H	OWU 19, Earlham 5*
4/21	A	Allegheny 7, OWU 6* (12)
4/21	A	Allegheny 6, OWU 5*
4/22	A	OWU 8, Allegheny 2*
4/25	H	Wittenberg 12, OWU 6*
4/25	H	OWU 13, Wittenberg 5*
4/28	A	OWU 5, Kenyon 2*
4/28	A	OWU 13, Kenyon 7*
4/29	A	OWU 5, Kenyon 0*
5/1	A	Ohio State 9, OWU 7
5/5	H	OWU 10, Denison 0*
5/6	H	OWU 11, Denison 1*
5/6	H	OWU 7, Denison 2*
5/9	A	OWU 8, Earlham 0*
5/9	A	OWU 5, Earlham 2*
5/12	A	Ohio University 7, OWU 0
NCAA Division III Midwest Regional		
5/16	N	North Park 10, OWU 9
5/18	N	OWU 11, Otterbein 10
5/19	A	Marietta 8, OWU 1

1991

24-18-1, 14-8-0 NCAC*

Coach: Roger Ingles

Date	Site	Score
3/10	N	OWU 3, Fairmont State 3
3/10	N	OWU 11, Kenyon 7
3/11	A	Central Florida 23, OWU 4
3/12	N	Ithaca 7, OWU 6
3/14	N	OWU 10, William Paterson 9
3/15	N	OWU 6, Geneva 3
3/15	N	Kean 6, OWU 3
3/24	A	OWU 9, Earlham 0*
3/24	A	OWU 6, Earlham 1*
3/27	A	OWU 8, Ohio University 1
3/29	A	OWU 10, Wooster 5*
3/29	A	OWU 3, Wooster 2*
3/30	A	OWU 3, Wooster 1*
3/30	A	Wooster 8, OWU 6*
4/2	H	OWU 14, Capital 7
4/3	A	Mount Vernon Nazarene 15, OWU 8
4/6	H	OWU 13, Case Reserve 3*
4/6	H	OWU 8, Case Reserve 4*
4/7	H	OWU 9, Case Reserve 2*
4/7	H	OWU 5, Case Reserve 2*
4/13	H	Wittenberg 7, OWU 3*
4/13	H	OWU 7, Wittenberg 3*
4/14	H	Wittenberg 4, OWU 3* (9)
4/14	H	Wittenberg 4, OWU 3* (8)
4/16	H	OWU 10, Kenyon 8
4/20	H	OWU 14, Allegheny 10*
4/20	H	Allegheny 9, OWU 5*
4/21	H	OWU 10, Allegheny 6*
4/21	H	OWU 11, Allegheny 8*
4/23	A	Otterbein 3, OWU 2
4/27	A	Denison 7, OWU 6* (9)
4/27	A	Denison 5, OWU 4* (8)
4/28	A	OWU 12, Denison 0*
4/28	A	Denison 9, OWU 5*
4/30	A	OWU 18, Kenyon 5
5/2	A	Ohio State 18, OWU 7
5/5	H	OWU 11, Bethany 1
NCAC tournament		
5/10	N	Wooster 11, OWU 4
5/11	A	OWU 15, Wittenberg 5
5/11	N	OWU 15, Allegheny 13
5/12	N	Wooster 6, OWU 3
NCAA Division III Central Regional		
5/15	N	North Central 6, OWU 5
5/16	N	Illinois Benedictine 3, OWU 2 (12)

1992

34-11-0, 20-2-0 NCAC*

NCAC champion

Coach: Roger Ingles

Date	Site	Score
3/8	N	OWU 6, Fairmont State 0
3/9	N	OWU 16, Wabash 4
3/10	N	Marian (Ind.) 4, OWU 1
3/11	N	OWU 17, Kenyon 4
3/12	N	Ashland 9, OWU 5
3/13	A	Maryville (Tenn.) 11, OWU 5
3/14	N	Ferrum 3, OWU 0
3/14	N	Ferrum 7, OWU 3
3/21	H	OWU 9, Earlham 8*
3/21	H	OWU 12, Earlham 0*
3/22	H	OWU 11, Earlham 1*
3/22	H	OWU 15, Earlham 5*
3/24	H	OWU 19, Heidelberg 7
3/28	H	Wooster 14, OWU 7*
3/28	H	OWU 9, Wooster 7*
3/29	H	OWU 6, Wooster 5*
3/29	H	OWU 11, Wooster 3*
3/31	H	Capital 3, OWU 1 (11)
4/4	A	OWU 5, Case Reserve 3*
4/4	A	OWU 7, Case Reserve 1*
4/5	A	Case Reserve 2, OWU 1* (8)
4/5	A	OWU 7, Case Reserve 5*
4/7	A	OWU 19, Kenyon 10
4/11	A	OWU 7, Wittenberg 2*
4/11	A	OWU 8, Wittenberg 5*
4/12	A	OWU 9, Wittenberg 1*
4/12	A	OWU 6, Wittenberg 1*
4/15	H	OWU 12, Kenyon 2
4/17	A	OWU 7, Allegheny 5*
4/17	A	OWU 6, Allegheny 5*
4/23	H	OWU 4, Muskingum 1
4/25	H	OWU 7, Denison 3*
4/25	H	OWU 8, Denison 7*
4/26	H	OWU 12, Denison 2*
4/26	H	OWU 6, Denison 5* (8)
5/1	H	OWU 12, Otterbein 7
5/6	A	Ohio State 10, OWU 3
NCAC tournament		
5/8	H	OWU 17, Wooster 4
5/9	H	OWU 4, Wittenberg 2
5/10	H	OWU 13, Wittenberg 3
NCAA Division III Midwest Regional		
5/14	N	Muskingum 3, OWU 2
5/15	N	OWU 11, Rose-Hulman 8
5/16	N	OWU 13, Muskingum 6
5/16	A	OWU 5, Marietta 4
5/17	A	Marietta 12, OWU 11

1993

32-13-0, 14-3-0 NCAC*

Coach: Roger Ingles

Date	Site	Score
3/8	N	OWU 11, Chicago State 3
3/9	N	OWU 6, Pfeiffer 5
3/10	N	Pittsburgh 5, OWU 1
3/11	N	Cortland State 4, OWU 3
3/12	N	Cortland State 14, OWU 8
3/12	N	OWU 19, Ithaca 8
3/21	H	OWU 8, Urbana 5
3/21	H	OWU 6, Urbana 4
3/23	A	Capital 6, OWU 2
3/25	H	OWU 5, Ohio Northern 0
3/27	A	OWU 15, Kenyon 4*
3/28	A	OWU 12, Kenyon 1*
3/28	A	OWU 10, Kenyon 1*
3/30	H	OWU 6, Capital 5
4/3	H	OWU 12, Denison 3*
4/3	H	OWU 15, Denison 11*
4/4	H	OWU 13, Denison 1*
4/6	A	OWU 6, Heidelberg 1
4/10	H	OWU 12, Earlham 1*
4/10	H	OWU 10, Earlham 0*
4/12	A	OWU 2, Mount Vernon Nazarene 1
4/18	H	OWU 4, Otterbein 0
4/18	H	OWU 4, Otterbein 0
4/22	H	Ohio Dominican 9, OWU 8
4/24	A	Wooster 12, OWU 9*
4/24	A	OWU 5, Wooster 1*
4/25	A	OWU 8, Wooster 2*
4/28	A	OWU 12, Muskingum 2
5/1	H	OWU 7, Wittenberg 1*
5/1	H	OWU 2, Wittenberg 1*
5/2	H	OWU 13, Wittenberg 6*
5/5	A	Ohio State 7, OWU 6 (11)
5/7	A	Allegheny 9, OWU 5*
5/8	A	OWU 5, Allegheny 2*
5/8	A	Allegheny 11, OWU 4*
NCAC tournament		
5/14	N	OWU 2, Denison 1
5/15	A	Allegheny 8, OWU 2
5/15	N	OWU 15, Wooster 4
5/16	A	OWU 5, Allegheny 4
5/16	A	Allegheny 9, OWU 4
NCAA Division III Midwest Regional		
5/20	N	Marietta 5, OWU 4
5/21	N	OWU 9, Allegheny 8
5/22	N	OWU 7, Marietta 3
5/22	A	OWU 11, Anderson 3
5/23	A	Anderson 9, OWU 2



The 1992 Bishops won a school-record 34 games, swept the NCAC tournament, and finished as regional runner-up.

1994

35-8-0, 15-1-0 NCAC*

NCAC champion

Coach: Roger Ingles

Date	Site	Score
3/5	N	OWU 9, Indiana Wesleyan 1
3/6	N	OWU 10, Rochester 2
3/7	N	OWU 13, Ithaca 8
3/8	N	OWU 8, Lambuth 4
3/9	N	OWU 9, Eastern Mennonite 7
3/9	N	OWU 2, Aquinas 1
3/10	N	OWU 3, Bemidji State 2
3/11	N	Lambuth 8, OWU 6
3/12	N	Cortland State 14, OWU 3
3/19	A	OWU 6, Ohio Northern 1
3/20	A	OWU 17, Capital 1
3/23	H	OWU 3, Defiance 0
3/23	H	Defiance 4, OWU 3
3/31	H	OWU 12, Capital 2
4/2	H	OWU 11, Oberlin 1*
4/2	H	OWU 6, Oberlin 1*
4/5	H	OWU 2, Heidelberg 1 (10)
4/7	H	OWU 4, Mount Vernon Nazarene 2
4/9	A	OWU 2, Allegheny 1*
4/9	A	OWU 6, Allegheny 5*
4/14	A	OWU 8, Wittenberg 1*
4/14	A	Wittenberg 6, OWU 5* (8)
4/16	A	OWU 15, Case Reserve 0*
4/16	A	OWU 5, Case Reserve 2*
4/17	A	Otterbein 6, OWU 3
4/20	H	OWU 7, Earlham 0*
4/20	H	OWU 15, Earlham 4*
4/23	H	OWU 7, Denison 0*
4/23	H	OWU 2, Denison 0*
4/24	A	Marietta 12, OWU 11 (12)
4/27	A	OWU 9, Kenyon 0*
4/27	A	OWU 10, Kenyon 8*
5/1	H	OWU 6, Wooster 4*
5/1	H	OWU 10, Wooster 6*
5/5	H	OWU 14, Muskingum 6
5/6	A	OWU 8, Ohio Dominican 4

NCAC tournament

5/8	H	OWU 10, Denison 2
5/13	H	OWU 13, Allegheny 7
5/14	H	OWU 3, Wooster 0
5/15	H	OWU 9, Wooster 0

NCAA Division III Midwest Regional

5/19	N	Wooster 10, OWU 3
5/20	A	OWU 7, Marietta 5
5/21	N	Wooster 6, OWU 5

1995

37-8-0, 17-4-0 NCAC*

Coach: Roger Ingles

Date	Site	Score
3/4	H	OWU 11, Mount St. Joseph 4
3/12	N	OWU 13, Wisconsin-LaCrosse 12
3/13	N	OWU 14, Rockford 7
3/13	N	OWU 10, Rockford 9
3/14	N	OWU 6, MacMurray 2
3/14	N	OWU 11, MacMurray 8
3/16	N	OWU 15, Messiah 6
3/17	N	Fredonia State 10, OWU 8 (8)
3/17	N	OWU 2, Wisconsin-Stout 1
3/18	N	William Penn 3, OWU 1
3/23	H	OWU 13, Penn State-Behrend 4
3/23	H	OWU 14, Penn State-Behrend 4
3/24	H	OWU 10, Adrian 2
3/24	H	OWU 14, Adrian 9
3/25	H	OWU 8, Capital 7
3/25	H	OWU 12, Capital 7
3/26	H	OWU 9, Alma 2
3/26	H	OWU 3, Alma 1
3/28	H	Ohio Northern 4, OWU 3
3/30	A	OWU 1, Defiance 0
4/1	A	OWU 19, Oberlin 2*
4/1	A	OWU 14, Oberlin 0*
4/5	A	OWU 7, Earlham 2*
4/5	A	OWU 10, Earlham 4*
4/8	H	OWU 7, Allegheny 5*
4/8	H	Allegheny 8, OWU 7* (8)
4/11	H	OWU 2, Wittenberg 1*
4/11	H	OWU 5, Wittenberg 2*
4/15	H	OWU 8, Case Reserve 4*
4/15	H	OWU 2, Case Reserve 1* (9)
4/21	A	Mount Vernon Nazarene 6, OWU 1
4/22	A	OWU 3, Denison 0*
4/22	A	OWU 10, Denison 2*
4/23	H	OWU 10, Otterbein 1
4/25	H	OWU 19, Kenyon 0*
4/25	H	OWU 11, Kenyon 3*
4/29	A	Wooster 5, OWU 0*
4/29	A	OWU 8, Wooster 4* (8)
5/3	H	OWU 16, Tiffin 2
5/4	H	OWU 7, Ohio Dominican 6

NCAC tournament

5/6	H	OWU 7, Earlham 0
5/6	H	OWU 7, Earlham 3
5/12	H	Wittenberg 16, OWU 6
5/13	H	OWU 3, Allegheny 1
5/13	H	Wittenberg 4, OWU 0

1996

32-15-1, 15-5-0 NCAC*

NCAC champion

Coach: Roger Ingles

Date	Site	Score
3/11	N	Messiah 2, OWU 1 (8)
3/11	N	OWU 5, Wisc.-Stout 2
3/12	N	OWU 6, Hiram 3
3/12	N	OWU 19, Hiram 8
3/14	N	OWU 11, Rockford 3
3/14	N	OWU 3, MacMurray 0
3/15	N	OWU 7, Fontbonne 5
3/15	N	Wis.-Stevens Point 8, OWU 2
3/16	N	OWU 1, Messiah 1 (14)
3/23	H	Fredonia State 4, OWU 0
3/23	H	OWU 8, Fredonia State 0
3/23	H	OWU 7, Shawnee State 2
3/24	H	OWU 3, Penn State-Behrend 0
3/24	H	OWU 9, Penn St.-Behrend 8 (13)
3/25	H	OWU 7, Shawnee State 0 (for.)
3/25	H	OWU 9, Capital 5
3/29	H	Mount Vernon Nazarene 16, OWU 4
3/30	H	OWU 8, Oberlin 1*
3/30	H	OWU 8, Oberlin 3*
4/2	A	Ohio University 7, OWU 0
4/6	A	OWU 10, Kenyon 1*
4/6	A	Kenyon 3, OWU 1*
4/8	A	Ohio Dominican 7, OWU 4
4/10	H	OWU 21, Thomas More 14
4/11	A	Muskingum 8, OWU 4
4/14	A	OWU 1, Case Reserve 0*
4/14	A	OWU 4, Case Reserve 1*
4/17	A	Wittenberg 4, OWU 0*
4/17	A	Wittenberg 10, OWU 6*
4/20	H	Denison 2, OWU 1* (8)
4/20	H	OWU 9, Denison 3*
4/21	H	OWU 18, Defiance 2
4/21	H	OWU 6, Defiance 1
4/24	H	OWU 6, Earlham 2*
4/24	H	OWU 2, Earlham 1* (8)
4/27	H	OWU 2, Wooster 0*
4/27	H	OWU 2, Wooster 1*
4/30	H	OWU 13, Ohio Dominican 1
5/1	A	Ohio State 13, OWU 3
5/4	A	OWU 7, Allegheny 4*
5/4	A	Allegheny 4, OWU 0*

NCAC tournament

5/9	H	OWU 3, Wooster 2*
5/10	H	OWU 9, Allegheny 6*
5/12	H	OWU 14, Allegheny 12* (10)
5/13	H	OWU 18, Wooster 14*

NCAA Division III Midwest Regional

5/16	N	OWU 10, Rose-Hulman 2
5/17	A	Marietta 7, OWU 6
5/18	N	Allegheny 9, OWU 2

1997

29-15-1, 11-7-0 NCAC*

Coach: Roger Ingles

Date	Site	Score
3/9	N	OWU 7, Albion 0
3/9	N	OWU 10, Albion 6
3/10	N	OWU 9, Marycrest Int'l 0
3/10	N	OWU 18, Marycrest Int'l 3
3/11	N	OWU 11, Westminster (Mo.) 10
3/11	N	Westminster (Mo.) 8, OWU 4
3/13	N	OWU 11, Benedictine 4
3/13	N	OWU 6, Messiah 5 (8)
3/15	N	OWU 12, American Int'l 2
3/15	N	Wisconsin-Stout 7, OWU 5
3/21	H	Denison 11, OWU 3
3/21	H	OWU 5, Denison 4
3/22	H	OWU 19, Penn State-Behrend 5
3/22	H	OWU 21, Penn State-Behrend 7
3/23	H	OWU 14, Capital 7
3/23	H	OWU 9, Capital 6
3/26	H	OWU 25, Mount St. Joseph 5
3/27	A	OWU 27, Capital 10
3/29	A	OWU 5, Oberlin 1*
3/29	A	OWU 9, Oberlin 1*
4/2	H	OWU 11, Ohio Dominican 11 (11)
4/4	A	OWU 14, Mount Vernon Naz. 12
4/6	H	OWU 13, Kenyon 4*
4/6	H	OWU 9, Kenyon 2*
4/9	A	Thomas More 6, OWU 2
4/10	H	OWU 9, Muskingum 4
4/13	H	OWU 6, Case Reserve 5*
4/13	H	OWU 9, Case Reserve 2*
4/15	H	Wittenberg 7, OWU 6*
4/15	H	OWU 11, Wittenberg 10*
4/19	A	OWU 7, Denison 1*
4/19	A	OWU 7, Denison 1*
4/20	A	Otterbein 9, OWU 7
4/23	A	OWU 9, Earlham 1*
4/23	A	OWU 3, Earlham 2*
4/26	A	Wooster 9, OWU 5*
4/26	A	Wooster 5, OWU 2*
5/1	A	Ohio Dominican 7, OWU 3
5/4	H	Allegheny 10, OWU 9*
5/4	H	Allegheny 13, OWU 10*

NCAC tournament

5/8	N	Allegheny 9, OWU 5
5/9	A	Wooster 14, OWU 13

NCAA Division III Midwest Regional

5/15	A	OWU 8, Marietta 2
5/16	N	Allegheny 12, OWU 9 (10)
5/16	A	Wooster 12, OWU 6



The 1994 Bishops won a school-record 35 games and swept the NCAC tournament.

1998

36-10-1, 12-6-1 NCAC*

Coach: Roger Ingles

Date	Site	Score
3/8	N	OWU 20, Illinois College 9
3/8	N	OWU 12, Wisconsin-Stout 9
3/9	N	OWU 15, Maryville 1
3/10	N	OWU 9, Simpson 3
3/10	N	OWU 21, Simpson 2
3/11	N	OWU 7, Maryville (Mo.) 0 (forfeit)
3/12	N	OWU 16, Emory & Henry 0
3/12	N	OWU 9, Emory & Henry 3
3/13	N	OWU 20, Mount Union 8
3/13	N	OWU 17, Mount Union 6
3/14	N	OWU 11, William Penn 7
3/14	N	OWU 11, Salve Regina 0
3/19	H	OWU 6, Fredonia State 2
3/19	H	OWU 17, Fredonia State 6
3/22	H	OWU 12, Capital 3
3/22	H	OWU 23, Capital 4
3/24	H	OWU 14, John Carroll 9
3/28	H	OWU 13, Denison 6*
3/28	H	OWU 6, Denison 1*
3/31	A	OWU 10, Ohio State 7
4/4	A	OWU 12, Case Reserve 5*
4/4	A	OWU 11, Case Reserve 8*
4/7	H	Thomas More 11, OWU 3
4/8	H	OWU 30, Rio Grande 12
4/10	H	Mount Vernon Naz. 18, OWU 5
4/11	H	OWU 22, Oberlin 4*
4/11	H	OWU 20, Oberlin 0*
4/14	A	Wittenberg 8, OWU 4*
4/14	A	Wittenberg 8, OWU 1*
4/18	A	Kenyon 8, OWU 3*
4/18	A	OWU 5, Kenyon 1*
4/22	H	OWU 8, Earlham 0*
4/22	H	OWU 12, Earlham 2*
4/25	A	Allegheny 10, OWU 5*
4/25	A	OWU 12, Allegheny 2*
4/28	H	OWU 11, Bethany 2
4/29	A	OWU 11, Ohio Dominican 4
5/3	H	OWU 6, Wooster 2*
5/3	H	Wooster 3, OWU 2*

NCAC tournament

5/7	N	OWU 14, Denison 6
5/8	N	Wooster 6, OWU 4 (10)
5/8	N	OWU 9, Wittenberg 9

NCAA Division III Mideast Regional

5/14	N	OWU 11, Anderson 7
5/15	N	OWU 10, Marietta 1
5/16	N	OWU 7, Wooster 5 (12)
5/17	N	Anderson 6, OWU 5
5/17	N	Anderson 10, OWU 8 (10)

1999

34-16-0, 13-4-0 NCAC*

Coach: Roger Ingles

Date	Site	Score
3/6	N	OWU 21, Milwaukee Eng. 5
3/6	N	OWU 12, Illinois College 1
3/7	N	Albion 4, OWU 3
3/7	N	OWU 14, Albion 12
3/8	N	Mount Union 6, OWU 3
3/8	N	Mount Union 7, OWU 6
3/9	N	Virginia Wesleyan 2, OWU 1
3/9	N	OWU 12, Virginia Wesleyan 3
3/11	N	OWU 4, Walsh 2
3/11	N	Walsh 9, OWU 6
3/12	N	OWU 8, Malone 7
3/12	N	Malone 7, OWU 6
3/13	N	OWU 4, Benedictine 3 (9)
3/13	N	Benedictine 8, OWU 5
3/20	H	OWU 8, Capital 0
3/20	H	OWU 3, Urbana 1
3/27	A	OWU 10, Denison 2*
3/27	A	OWU 11, Denison 0*
3/30	A	Ohio University 8, OWU 2
3/31	A	Ohio State 9, OWU 1
4/2	A	OWU 8, Mount Vernon Nazarene 2
4/3	H	OWU 10, Case Reserve 6*
4/3	H	OWU 15, Case Reserve 1*
4/5	H	OWU 8, Ohio Northern 0
4/7	A	OWU 8, John Carroll 4
4/10	A	OWU 26, Oberlin 1*
4/10	A	OWU 5, Oberlin 0*
4/11	H	OWU 21, Otterbein 3
4/13	H	OWU 13, Wittenberg 6*
4/13	H	OWU 5, Wittenberg 4*
4/18	H	OWU 6, Kenyon 5*
4/18	H	OWU 2, Kenyon 0*
4/22	A	OWU 16, Earlham 2*
4/22	A	OWU 8, Earlham 2*
4/24	H	Allegheny 9, OWU 4*
4/24	H	OWU 5, Allegheny 2*
4/28	H	OWU 14, Ohio Dominican 3
5/1	A	Wooster 12, OWU 2*
5/1	A	Wooster 10, OWU 5*
5/2	A	Otterbein 8, OWU 5
5/2	A	OWU 4, Otterbein 1
5/7	A	OWU 7, Bethany 3
5/8	H	OWU 16, Thomas More 3
5/8	H	OWU 6, Thomas More 3

NCAC tournament

5/14	A	Wooster 4, OWU 3
------	---	------------------

NCAA Division III Mideast Regional

5/20	N	OWU 3, Allegheny 1
5/21	N	OWU 7, Wooster 2
5/23	N	Marietta 2, OWU 1
5/23	N	OWU 4, Anderson 2
5/24	N	Marietta 8, OWU 4

2000

42-9-0, 15-0-0 NCAC West*

NCAC champion

Coach: Roger Ingles

Date	Site	Score
3/11	N	Messiah 1, OWU 0
3/11	N	OWU 7, Messiah 0
3/13	N	OWU 10, Monmouth 1
3/13	N	OWU 14, Monmouth 1
3/14	N	Wis.-Stevens Point 7, OWU 1
3/14	N	OWU 1, Wis.-Stevens Point 0
3/16	N	OWU 22, Marian (Wis.) 9
3/16	N	OWU 6, Marian (Wis.) 0
3/17	N	OWU 13, Rhode Island Coll. 2
3/17	N	OWU 15, Rhode Island Coll. 7
3/18	N	Ripon 10, OWU 7
3/19	N	OWU 11, Salve Regina 1
3/19	N	OWU 11, Salve Regina 4
3/23	H	OWU 4, Tiffin 2
3/23	H	OWU 8, Denison 5 (9)
3/24	H	OWU 18, Capital 1
3/24	H	OWU 4, Adrian 2
3/25	H	OWU 14, Penn State-Behrend 4
3/25	H	OWU 11, Penn State-Behrend 2
3/26	H	OWU 7, Bethany 6
3/26	H	OWU 13, Ohio Northern 5
3/29	A	OWU 12, Ohio University 8
4/1	H	OWU 15, Earlham 0*
4/1	H	OWU 11, Earlham 0*
4/2	H	OWU 16, Earlham 3*
4/5	H	OWU 18, John Carroll 3
4/9	H	Allegheny 22, OWU 4
4/13	A	Kent State 8, OWU 7 (11)
4/15	A	OWU 7, Denison 4*
4/15	A	OWU 10, Denison 1*
4/16	A	OWU 19, Denison 6*
4/18	H	OWU 12, Otterbein 4
4/22	A	OWU 6, Wooster 3 (8)
4/22	A	OWU 6, Wooster 2
4/26	A	Ohio State 14, OWU 5
4/27	A	Ohio Dominican 10, OWU 6
4/29	H	OWU 11, Wabash 3*
4/29	H	OWU 12, Wabash 1*
4/30	H	OWU 15, Wabash 2*
5/2	A	OWU 10, Rio Grande 6
5/3	A	OWU 17, Ohio Northern 5
5/6	A	OWU 6, Wittenberg 2*
5/6	A	OWU 6, Wittenberg 4*
5/7	A	OWU 16, Wittenberg 9*

NCAC tournament

5/11	N	OWU 7, Wooster 2
5/11	N	OWU 9, Allegheny 4
5/12	N	OWU 11, Allegheny 1

NCAA Division III Mideast Regional

5/18	N	OWU 9, Calvin 5
5/19	N	Mount St. Joseph 5, OWU 4
5/20	N	OWU 1, Marietta 0
5/20	N	Allegheny 5, OWU 2

2001

41-12-0, 10-2-0 NCAC West*

NCAC champion

Coach: Roger Ingles

Date	Site	Score
2/25	A	Miami University 14, OWU 2
3/10	N	OWU 17, Ripon 1
3/10	N	OWU 8, Ripon 0
3/11	N	St. John Fisher 4, OWU 2
3/11	N	OWU 28, St. John Fisher 7
3/12	N	OWU 6, Rockford 3
3/12	N	OWU 15, Rockford 3
3/13	N	OWU 11, Nichols 5
3/13	N	OWU 13, Nichols 1
3/15	N	OWU 19, Westminster 17
3/15	N	OWU 12, Westminster 10
3/16	N	OWU 20, Central 12
3/16	N	Central 12, OWU 8
3/17	N	OWU 9, Rowan 5
3/17	N	Rowan 7, OWU 6 (10)
3/18	N	OWU 12, Aurora 10 (8)
3/18	N	Aurora 7, OWU 4
3/22	H	OWU 9, Ohio Northern 4
3/22	H	Ohio Northern 10, OWU 4
3/23	H	OWU 8, Rochester Inst. Tech. 4
3/23	H	OWU 21, Penn State Behrend 7
3/24	H	OWU 11, Bethany 0
3/24	H	OWU 12, Rochester Inst. Tech. 8
3/29	A	OWU 9, Tiffin 4
3/31	H	Denison 6, OWU 3*
3/31	H	OWU 10, Denison 4*
4/1	H	OWU 17, Denison 4*
4/3	A	Ohio University 19, OWU 6
4/4	A	OWU 6, John Carroll 5
4/7	A	OWU 9, Wabash 7*
4/7	A	OWU 9, Wabash 7*
4/8	A	OWU 13, Wabash 4*
4/9	H	OWU 12, Muskingum 6
4/12	H	OWU 5, Mount Vernon Nazarene 2
4/14	H	Thomas More 12, OWU 3
4/14	H	OWU 9, Thomas More 0
4/17	A	OWU 3, Heidelberg 1
4/21	A	OWU 21, Earlham 1*
4/21	A	OWU 15, Earlham 2*
4/22	A	OWU 17, Earlham 2*
4/26	H	OWU 22, Otterbein 6
4/28	H	OWU 10, Wittenberg 5*
4/28	H	OWU 12, Wittenberg 5*
4/29	H	Wittenberg 7, OWU 4*
5/2	H	OWU 2, Ohio Dominican 1
5/3	A	OWU 10, Otterbein 7 (10)

NCAC tournament

5/5	H	OWU 16, Wittenberg 8
5/5	H	OWU 9, Wittenberg 5
5/10	N	OWU 9, Allegheny 7
5/10	N	OWU 16, Allegheny 11

NCAA Division III Mideast Regional

5/17	N	OWU 6, DePauw 2
5/18	A	Marietta 9, OWU 3
5/19	N	Allegheny 12, OWU 5



The 2000 Bishops won a school-record 42 games and swept the NCAC tournament.

2002**35-13-0, 10-2-0 NCAC West*****Coach: Roger Ingles**

Date	Site	Score
2/23	A	OWU 10, LaGrange 6
2/24	A	OWU 7, LaGrange 5
3/9	N	OWU 8, Lakeland 2
3/10	N	OWU 13, Transylvania 3
3/11	N	OWU 7, St. Joseph's (Maine) 2
3/12	N	OWU 19, Virginia Wesleyan 5
3/14	N	OWU 27, Salve Regina 5
3/14	N	OWU 6, Fisher 0
3/15	N	OWU 22, Messiah 1
3/16	N	Amherst 5, OWU 4
3/17	N	OWU 14, Ripon 4
3/19	H	OWU 9, Tiffin 4
3/19	H	OWU 12, Tiffin 2
3/23	A	OWU 8, Ohio Northern 4
3/24	H	OWU 4, Ohio Northern 0
3/28	A	Ohio Dominican 6, OWU 5
3/30	A	Denison 7, OWU 5*
3/30	A	OWU 18, Denison 5*
4/1	A	OWU 10, Denison 1*
4/2	H	OWU 5, John Carroll 2
4/6	H	OWU 7, Wabash 0*
4/6	H	OWU 8, Wabash 2*
4/7	H	OWU 18, Wabash 6*
4/11	H	OWU 15, Otterbein 6
4/12	A	Ohio University 13, OWU 9
4/16	A	Marietta 13, OWU 10
4/17	H	OWU 25, Bethany 4
4/18	A	Mount Vernon Naz. 5, OWU 4 (10)
4/20	H	OWU 13, Earlham 3*
4/20	H	OWU 12, Earlham 2*
4/21	H	OWU 7, Earlham 0*
4/22	A	OWU 17, Muskingum 8
4/24	H	Heidelberg 5, OWU 4
4/25	H	OWU 10, Rio Grande 9
4/27	A	Wittenberg 14, OWU 5*
4/27	A	OWU 11, Wittenberg 7* (8)
4/28	A	OWU 15, Wittenberg 5*
5/1	A	OWU 3, Otterbein 1

NCAC tournament

5/4	H	OWU 7, Allegheny 3 (10)
5/4	H	Allegheny 7, OWU 1
5/5	H	OWU 4, Allegheny 1
5/9	N	Wooster 6, OWU 5
5/10	N	OWU 5, Wooster 4
5/10	N	Wooster 8, OWU 6

NCAA Division III Mideast Regional

5/16	A	Marietta 9, OWU 5
5/18	N	OWU 6, Wooster 1
5/18	N	OWU 2, Manchester 1
5/19	A	Marietta 7, OWU 5

2003**31-17-0, 12-4-0 NCAC West*****NCAC champion****Coach: Roger Ingles**

Date	Site	Score
3/8	N	OWU 7, Gwynedd-Mercy 2
3/9	N	OWU 18, St. Joseph's (Maine) 15
3/9	N	Chowan 14, OWU 5
3/10	N	Dallas 16, OWU 1
3/11	N	Lakeland 5, OWU 3 (10)
3/13	N	OWU 11, Moravian 2
3/13	N	OWU 11, Swarthmore 7
3/14	N	OWU 14, Augustana 0
3/15	N	OWU 13, Babson 6
3/16	N	Ripon 10, OWU 4
3/18	H	OWU 15, Muskingum 9
3/22	A	OWU 10, Tiffin 1
3/22	A	OWU 8, Tiffin 6
3/29	H	OWU 4, Denison 1*
3/29	H	OWU 3, Denison 1*
3/30	H	Denison 7, OWU 3*
3/30	H	OWU 15, Denison 5*
4/2	N	John Carroll 7, OWU 0
4/5	A	OWU 11, Wabash 2*
4/5	A	Wabash 5, OWU 1*
4/6	A	Wabash 4, OWU 3* (8)
4/6	A	OWU 8, Wabash 4*
4/8	H	Thomas More 11, OWU 8
4/11	H	OWU 11, Otterbein 9
4/12	A	Ohio University 10, OWU 1
4/12	A	Ohio University 10, OWU 4
4/13	A	Ohio University 7, OWU 1
4/16	A	OWU 8, Heidelberg 4
4/18	A	OWU 7, Earlham 2*
4/18	A	OWU 7, Earlham 4*
4/19	A	OWU 15, Earlham 8*
4/19	A	OWU 18, Earlham 11*
4/21	H	Heidelberg 11, OWU 6
4/22	A	OWU 10, Otterbein 4
4/26	H	OWU 11, Wittenberg 0*
4/26	H	OWU 9, Wittenberg 8*
4/27	H	OWU 2, Wittenberg 0*
4/27	H	Wittenberg 3, OWU 1*
4/30	A	Otterbein 8, OWU 7
5/1	H	OWU 7, Mount Vernon Nazarene 6

NCAC tournament

5/3	H	OWU 2, Allegheny 1
5/3	H	OWU 10, Allegheny 8
5/8	N	OWU 8, Denison 2
5/9	N	OWU 10, Denison 2

NCAA Division III Mideast Regional

5/15	H	OWU 10, Hope 1
5/16	H	OWU 10, Benedictine 0
5/17	H	Anderson 9, OWU 3
5/18	H	Anderson 6, OWU 4

2004**23-17-0, 11-5-0 NCAC West*****Coach: Roger Ingles**

Date	Site	Score
2/29	A	Rio Grande 5, OWU 3
3/6	N	OWU 10, Concordia (Ill.) 3
3/7	N	OWU 2, Lakeland 0
3/8	N	OWU 17, Carroll 2
3/9	N	OWU 8, Thiel 6
3/9	N	Albion 6, OWU 5
3/11	N	Penn State-Altoona 4, OWU 2
3/12	N	OWU 13, Worcester Polytechnic 3
3/13	N	Wisconsin-Oshkosh 10, OWU 4
3/13	N	OWU 16, Dickinson 8
3/14	N	Amherst 10, OWU 4
3/20	H	Marietta 5, OWU 0
3/24	H	OWU 11, Heidelberg 7
3/27	A	Denison 3, OWU 0*
3/27	A	Denison 10, OWU 1*
3/28	A	Denison 3, OWU 0*
3/28	A	OWU 14, Denison 3*
3/31	H	OWU 18, Ohio Dominican 14
4/3	H	Wabash 5, OWU 3*
4/3	H	OWU 7, Wabash 0*
4/4	H	OWU 20, Wabash 7*
4/4	H	OWU 16, Wabash 9*
4/7	H	John Carroll 5, OWU 1
4/7	H	OWU 6, John Carroll 5 (10)
4/8	A	Thomas More 12, OWU 3
4/9	A	OWU 9, Otterbein 4
4/14	A	Ohio University 10, OWU 7
4/15	A	Heidelberg 11, OWU 1
4/17	H	OWU 4, Earlham 2*
4/17	H	OWU 3, Earlham 2*
4/18	H	OWU 1, Earlham 0*
4/18	H	OWU 6, Earlham 0*
4/20	A	OWU 13, Mount Vernon Naz. 3
4/24	A	OWU 7, Wittenberg 3*
4/24	A	OWU 10, Wittenberg 4*
4/26	A	OWU 14, Wittenberg 8*
4/26	A	Wittenberg 5, OWU 4*
4/28	H	OWU 4, Otterbein 3

NCAC tournament

5/1	A	Wooster 4, OWU 3
5/1	A	Wooster 7, OWU 5

2005**23-12-0, 9-5-0 NCAC West*****Coach: Roger Ingles**

Date	Site	Score
3/6	N	OWU 6, Aurora 5 (11)
3/7	N	OWU 18, Albion 5
3/7	N	OWU 7, Albion 5 (8)
3/8	N	OWU 18, Olivet 11
3/10	N	OWU 12, Baldwin-Wallace 7
3/11	N	OWU 18, MacMurray 2
3/11	N	OWU 14, Haverford 10
3/12	N	OWU 10, Bluffton 9
3/19	H	OWU 8, Mount Union 6
3/20	H	Albion 14, OWU 2
3/20	H	OWU 12, John Carroll 3
3/22	A	Marietta 15, OWU 0
3/24	H	OWU 2, Wittenberg 1*
3/24	H	Wittenberg 6, OWU 5*
3/26	H	Wittenberg 7, OWU 4*
3/26	H	OWU 2, Wittenberg 1*
3/29	H	Mount Vernon Nazarene 7, OWU 6
3/31	A	Ohio Dominican 12, OWU 2
4/3	H	Denison 12, OWU 9*
4/3	H	Denison 9, OWU 6*
4/5	H	OWU 7, Denison 5*
4/5	H	Denison 7, OWU 5*
4/6	A	Ohio University 21, OWU 5
4/9	A	OWU 8, Wabash 4* (8)
4/9	A	OWU 9, Wabash 5*
4/10	A	OWU 3, Wabash 0* (10)
4/10	A	OWU 11, Wabash 9*
4/13	H	Heidelberg 12, OWU 3
4/14	H	OWU 17, Thomas More 11
4/16	H	OWU 5, Urbana 3
4/16	H	OWU 3, Urbana 1
4/17	A	OWU 18, Muskingum 4
4/19	H	Tiffin 10, OWU 7
4/27	A	OWU 11, Earlham 2*
4/27	A	OWU 12, Earlham 2*



The 2003 Bishops won the NCAC championship and hosted the NCAA Mideast Regional at Littick Field for the first time.

2006

26-14-0, 13-3-0 NCAC West*
Coach: Tom Durant

Date	Site	Score
3/11	N	OWU 10, Cortland State 8
3/12	N	Wisconsin-Oshkosh 5, OWU 4
3/12	N	Wisconsin-Oshkosh 13, OWU 11
3/13	N	OWU 22, Nichols 5
3/14	N	OWU 13, Greenville 3
3/14	N	OWU 5, Greenville 0
3/16	N	OWU 11, Becker 4
3/16	N	OWU 8, Becker 4
3/17	N	Rowan 5, OWU 4
3/18	N	OWU 8, Hope 2
3/18	N	OWU 5, Hope 1
3/26	H	OWU 14, Earlham 1*
3/26	H	OWU 21, Earlham 0*
3/27	H	OWU 6, Earlham 1*
3/27	H	OWU 17, Earlham 2*
3/30	A	Otterbein 4, OWU 2
4/1	A	Wittenberg 4, OWU 3* (11)
4/1	A	OWU 10, Wittenberg 3*
4/2	A	Wittenberg 6, OWU 2*
4/2	A	OWU 4, Wittenberg 3*
4/4	H	Heidelberg 14, OWU 4
4/6	H	Marietta 9, OWU 6
4/8	A	OWU 7, Denison 4*
4/8	A	Denison 4, OWU 3*
4/9	A	OWU 21, Denison 2*
4/9	A	OWU 11, Denison 2*
4/11	A	Heidelberg 12, OWU 10
4/14	H	OWU 10, Wabash 0*
4/14	H	OWU 10, Wabash 4*
4/15	H	OWU 14, Wabash 3*
4/15	H	OWU 14, Wabash 6*
4/19	H	OWU 10, Ohio Dominican 9
4/20	H	OWU 8, Muskingum 7 (10)
4/22	A	Wooster 20, OWU 4
4/23	H	OWU 10, Wooster 8
4/26	A	Thomas More 11, OWU 8
NCAC tournament		
4/29	H	OWU 12, Kenyon 5
4/29	H	OWU 8, Kenyon 0
5/4	N	Wooster 11, OWU 8
5/5	N	Wooster 9, OWU 8

2007

27-16-0, 13-3-0 NCAC West*
NCAC champion
Coach: Tom Durant

Date	Site	Score
3/2	N	Ohio University 9, OWU 6
3/10	N	OWU 18, Ramapo 6
3/11	N	Carthage 5, OWU 4
3/11	N	OWU 3, Carthage 2
3/12	N	Central 9, OWU 7
3/13	N	OWU 9, Concordia (Wis.) 3
3/13	N	Concordia (Wis.) 3, OWU 2
3/15	N	OWU 8, Greenville 0
3/15	N	Greenville 4, OWU 1
3/16	N	Wooster 10, OWU 1
3/17	N	OWU 6, Hope 4 (10)
3/25	H	OWU 7, Wittenberg 6*
3/25	H	OWU 2, Wittenberg 0*
3/27	A	Marietta 8, OWU 4
3/29	A	OWU 8, Mount Union 4
3/31	A	OWU 14, Earlham 3*
3/31	A	OWU 18, Earlham 7*
4/1	A	OWU 17, Earlham 7*
4/1	A	OWU 28, Earlham 3*
4/4	H	Otterbein 10, OWU 9
4/10	H	OWU 7, Capital 3
4/15	H	Denison 11, OWU 9* (9)
4/15	H	OWU 9, Denison 8*
4/18	H	Denison 11, OWU 10* (8)
4/18	H	OWU 6, Denison 3*
4/21	A	OWU 9, Wabash 2*
4/21	A	Wabash 9, OWU 3*
4/22	A	OWU 14, Wabash 6*
4/22	A	OWU 24, Wabash 4*
4/29	H	OWU 15, Wittenberg 1*
4/29	H	OWU 3, Wittenberg 1*
5/1	A	Ohio Dominican 14, OWU 4
5/2	A	Otterbein 10, OWU 8
NCAC tournament		
5/5	N	OWU 10, Allegheny 5
5/6	H	OWU 9, Allegheny 1
5/10	N	Wooster 13, OWU 4
5/11	N	OWU 10, Wooster 6
5/11	N	OWU 12, Wooster 7
NCAA Division III Mideast Regional		
5/16	N	Otterbein 9, OWU 4
5/17	N	OWU 7, Mount St. Joseph 6
5/18	N	OWU 6, Hope 5
5/19	N	OWU 7, Marietta 3
5/19	N	Marietta 15, OWU 4

2008

29-19-0, 10-6-0 NCAC West*
NCAC champion
Coach: Tyler Mott

Date	Site	Score
3/5	N	OWU 8, Ohio University 7 (10)
3/8	N	OWU 14, Spalding 4
3/9	N	OWU 9, Olivet 6
3/10	N	Wooster 4, OWU 2
3/10	N	OWU 5, Wooster 2
3/12	N	OWU 7, Albion 4
3/13	N	Anderson 5, OWU 4
3/13	N	Anderson 7, OWU 1
3/14	N	OWU 7, Defiance 3
3/14	N	OWU 9, Defiance 3
3/15	N	OWU 11, Wis.-Stevens Point 7
3/22	H	Wabash 5, OWU 1*
3/22	H	Wabash 3, OWU 2*
3/23	H	Wabash 9, OWU 6*
3/23	H	OWU 11, Wabash 5*
3/25	H	Heidelberg 14, OWU 3
3/29	A	Denison 4, OWU 3* (10)
3/29	A	OWU 4, Denison 0*
3/30	A	OWU 13, Denison 1*
3/30	A	Denison 2, OWU 1*
4/1	H	Heidelberg 11, OWU 10
4/5	H	OWU 13, Earlham 0*
4/5	H	OWU 4, Earlham 2*
4/6	H	OWU 6, Earlham 0*
4/6	H	OWU 2, Earlham 0*
4/7	A	Capital 19, OWU 8
4/12	A	OWU 13, Wittenberg 0*
4/12	A	Wittenberg 5, OWU 0*
4/14	A	OWU 8, Wittenberg 5*
4/14	A	OWU 13, Wittenberg 11*
4/16	H	OWU 8, Ohio Dominican 7
4/19	H	OWU 6, Kenyon 5
4/20	H	OWU 3, Capital 2
4/20	H	Capital 14, OWU 9
4/22	H	OWU 6, Otterbein 5
4/23	A	OWU 10, Thomas More 8 (10)
4/27	H	OWU 9, Notre Dame (Ohio) 4
4/30	A	Otterbein 7, OWU 6
5/1	A	Muskingum 6, OWU 5
NCAC tournament		
5/3	A	Wooster 14, OWU 7
5/4	A	OWU 6, Wooster 3
5/4	A	OWU 14, Wooster 6
5/9	A	OWU 5, Denison 2
5/9	A	Denison 4, OWU 2
5/9	A	OWU 7, Denison 3
NCAA Division III New York Regional		
5/14	N	OWU 5, Ithaca 3
5/15	N	Rensselaer 9, OWU 6
5/16	N	Eastern Connecticut St. 5, OWU 1

2009

24-16-0, 11-5-0 NCAC West*
Coach: Tyler Mott

Date	Site	Score
3/4	N	Otterbein 7, OWU 5
3/7	N	OWU 6, Mount St. Joseph 1
3/8	N	Benedictine 4, OWU 1
3/8	N	OWU 12, Benedictine 8
3/9	N	Defiance 14, OWU 5
3/10	N	Wooster 6, OWU 5
3/12	N	OWU 4, Charleston 3
3/12	N	Charleston 7, OWU 0
3/13	N	OWU 4, Wilmington (Ohio) 2
3/13	N	OWU 5, Wilmington (Ohio) 3 (10)
3/14	N	Carthage 11, OWU 7
3/18	H	OWU 7, Heidelberg 6
3/21	A	Wabash 5, OWU 2*
3/21	A	OWU 12, Wabash 7*
3/22	A	Wabash 2, OWU 1* (10)
3/22	A	OWU 6, Wabash 4*
3/24	H	Thomas More 5, OWU 1
3/28	A	OWU 1, Case Reserve 0
3/28	A	OWU 3, Case Reserve 1
4/1	A	Heidelberg 6, OWU 5 (11)
4/2	H	OWU 8, Marietta 6
4/4	A	OWU 18, Earlham 8*
4/4	A	OWU 12, Earlham 1*
4/5	A	Earlham 4, OWU 3*
4/5	A	OWU 10, Earlham 8*
4/8	H	OWU 7, Urbana 6
4/11	H	OWU 9, Denison 5*
4/11	H	OWU 13, Denison 11*
4/13	H	OWU 2, Denison 1*
4/13	H	OWU 5, Denison 4*
4/18	H	OWU 4, Wittenberg 0*
4/18	H	Wittenberg 16, OWU 15*
4/23	A	OWU 14, Capital 2
4/24	H	Otterbein 11, OWU 7
4/26	H	OWU 8, Wittenberg 2*
4/26	H	Wittenberg 4, OWU 1*
4/29	H	OWU 8, Muskingum 7
NCAC tournament		
5/2	H	Kenyon 9, OWU 6
5/2	H	OWU 8, Kenyon 5
5/3	H	Kenyon 12, OWU 5



The 2007 Bishops won the NCAC championship and finished as NCAA Division III Mideast Regional runner-up.

2010**20-19-0, 9-7-0 NCAC West*****Coach: Tyler Mott**

Date	Site	Score
3/6	N	Carthage 10, OWU 6
3/7	N	OWU 10, Mount St. Joseph 4
3/8	N	Muskingum 7, OWU 6
3/9	N	Bluffton 13, OWU 12 (8)
3/9	N	OWU 14, Bluffton 3
3/10	N	Wooster 10, OWU 5
3/11	N	OWU 8, Carthage 1
3/17	H	Heidelberg 8, OWU 7
3/18	H	Otterbein 12, OWU 7
3/20	H	Wabash 6, OWU 5*
3/20	H	OWU 8, Wabash 7*
3/21	H	Wabash 6, OWU 5*
3/21	H	Wabash 8, OWU 1*
3/23	A	Thomas More 7, OWU 5
3/24	H	John Carroll 3, OWU 2 (10)
3/27	H	Manchester 4, OWU 3
3/27	H	OWU 5, Manchester 1
3/31	A	OWU 12, Wilmington (Ohio) 2
4/2	H	OWU 4, Earlham 0*
4/2	H	OWU 5, Earlham 3*
4/3	H	OWU 4, Earlham 2*
4/3	H	OWU 20, Earlham 2*
4/6	H	OWU 6, Otterbein 5
4/7	H	Heidelberg 9, OWU 2
4/10	A	OWU 6, Denison 3*
4/10	A	Denison 2, OWU 1*
4/11	A	OWU 12, Denison 4*
4/11	A	OWU 4, Denison 3* (8)
4/14	H	OWU 8, Capital 6
4/15	A	Marietta 8, OWU 3
4/17	A	Wittenberg 8, OWU 4*
4/17	A	Wittenberg 3, OWU 2*
4/18	A	OWU 6, Wittenberg 3*
4/18	A	Wittenberg 6, OWU 4*
4/20	A	Muskingum 15, OWU 2
4/22	A	OWU 5, Otterbein 0
4/22	A	OWU 14, Otterbein 7
4/27	H	OWU 13, Anderson 9
4/27	H	OWU 17, Anderson 12

2011**25-16-0, 11-5-0 NCAC*****Coach: Tyler Mott**

Date	Site	Score
3/2	H	Grove City 10, OWU 5
3/2	H	Grove City 5, OWU 2
3/6	N	OWU 14, Muskingum 4
3/6	N	OWU 14, Baldwin-Wallace 6
3/7	N	OWU 5, John Carroll 3
3/7	N	Marietta 9, OWU 0
3/8	N	Heidelberg 6, OWU 2
3/11	N	Wilmington (Ohio) 7, OWU 3
3/12	N	Baldwin-Wallace 2, OWU 1
3/12	N	OWU 2, Baldwin-Wallace 0
3/17	H	Wilmington (Ohio) 5, OWU 4 (12)
3/19	A	OWU 10, Case Reserve 6
3/19	A	Case Reserve 6, OWU 0
3/20	A	OWU 8, Capital 4
3/23	H	OWU 4, Heidelberg 2
3/26	H	OWU 16, Kenyon 3*
3/26	H	Kenyon 7, OWU 6*
3/27	H	OWU 2, Wooster 0*
3/27	H	Wooster 5, OWU 3* (14)
3/31	A	OWU 6, Heidelberg 5
4/2	H	Denison 14, OWU 2*
4/2	H	OWU 12, Denison 5*
4/3	A	OWU 21, Wabash 10*
4/3	A	Wabash 22, OWU 9*
4/6	A	OWU 14, Otterbein 0
4/10	A	OWU 12, Allegheny 11* (10)
4/10	A	OWU 7, Allegheny 5* (8)
4/14	A	OWU 7, Hiram 1*
4/14	A	OWU 5, Hiram 0*
4/21	H	OWU 9, Urbana 1
4/23	H	OWU 4, Oberlin 2*
4/23	H	OWU 7, Oberlin 2*
4/24	A	OWU 5, Wittenberg 2*
4/24	A	Wittenberg 5, OWU 4* (10)
NCAC tournament		
4/28	N	Wabash 17, OWU 9
4/29	N	OWU 11, Wittenberg 9
4/29	N	OWU 10, Wooster 2
4/30	N	Wabash 5, OWU 2
5/6	H	OWU 6, Muskingum 0
5/7	A	Wooster 9, OWU 7
5/7	A	OWU 7, Wooster 5

2012**23-18-0, 9-7-0 NCAC West*****Coach: Tyler Mott**

Date	Site	Score
2/25	N	OWU 6, Bluffton 5
2/25	N	OWU 7, Bluffton 1
3/4	N	OWU 7, Case Reserve 3
3/4	N	Case Reserve 6, OWU 1
3/7	H	Capital 7, OWU 6
3/11	N	OWU 7, Heidelberg 0
3/11	N	Mount St. Joseph 11, OWU 4
3/12	N	OWU 14, Montclair State 10
3/13	N	OWU 5, Utica 3
3/13	N	OWU 9, Utica 0
3/15	N	Rhodes 6, OWU 3
3/16	N	OWU 9, Mount St. Joseph 4
3/21	A	OWU 13, Heidelberg 11
3/24	A	Wabash 4, OWU 0*
3/24	A	Wabash 4, OWU 1*
3/25	A	Wabash 6, OWU 5*
3/25	A	OWU 11, Wabash 0*
3/27	H	Marietta 2, OWU 0
3/29	H	OWU 6, Muskingum 5 (10)
3/31	H	OWU 9, Allegheny 1
3/31	H	Allegheny 5, OWU 1
4/4	A	OWU 11, Muskingum 10
4/6	H	DePauw 9, OWU 2*
4/6	H	OWU 10, DePauw 9*
4/7	H	OWU 2, DePauw 1*
4/7	H	DePauw 21, OWU 9*
4/10	A	Thomas More 9, OWU 3
4/15	A	Denison 5, OWU 1*
4/15	A	OWU 7, Denison 3*
4/16	A	OWU 12, Denison 10*
4/16	A	OWU 7, Denison 5*
4/21	H	Wittenberg 7, OWU 3*
4/21	H	OWU 11, Wittenberg 1*
4/22	H	OWU 5, Wittenberg 2*
4/22	H	OWU 9, Wittenberg 2*
4/25	H	John Carroll 3, OWU 1
4/27	A	Malone 3, OWU 0
4/27	A	OWU 2, Malone 1 (14)
NCAC tournament		
5/3	N	OWU 9, Kenyon 4
5/4	N	Wooster 6, OWU 2
5/5	N	DePauw 3, OWU 1

2013**18-19-0, 8-11-0 NCAC West*****Coach: Tyler Mott**

Date	Site	Score
3/11	N	OWU 5, Baldwin Wallace 2
3/12	N	Mount St. Joseph 5, OWU 0
3/13	N	Marietta 18, OWU 1
3/14	N	Montclair State 12, OWU 6
3/15	N	OWU 5, Wheaton (Ill.) 1
3/16	N	OWU 4, Mount St. Joseph 3 (9)
3/16	N	OWU 7, Mount St. Joseph 2
3/23	H	Adrian 5, OWU 4
3/28	H	OWU 5, Thomas More 4
3/29	H	OWU 6, Case Reserve 5 (9)
3/29	H	Case Reserve 10, OWU 5
4/3	H	OWU 5, Otterbein 3
4/4	H	OWU 14, Ohio Northern 5
4/6	A	OWU 8, DePauw 3*
4/6	A	DePauw 9, OWU 3*
4/7	A	DePauw 4, OWU 3*
4/7	A	DePauw 10, OWU 8*
4/13	H	OWU 11, Denison 0*
4/13	H	OWU 5, Denison 2*
4/14	H	Denison 6, OWU 1*
4/14	H	Denison 17, OWU 3*
4/17	H	OWU 9, Ohio Christian 5
4/18	A	Ohio Dominican 11, OWU 10
4/20	A	OWU 6, Wittenberg 2*
4/20	A	Wittenberg 7, OWU 6*
4/21	A	Wittenberg 6, OWU 0*
4/21	A	OWU 5, Wittenberg 3*
4/25	A	Capital 14, OWU 7
4/27	H	OWU 1, Wabash 0*
4/27	H	OWU 7, Wabash 4*
4/28	H	Wabash 6, OWU 4* (9)
4/28	H	OWU 6, Wabash 0*
5/1	H	Muskingum 22, OWU 10
5/2	H	OWU 5, Capital 4
NCAC crossover		
5/4	A	Wooster 11, OWU 3*
5/4	A	Wooster 15, OWU 5*
5/5	A	Wooster 12, OWU 6*

2014

13-26-0, 6-13-0 NCAC West*
Coach: Tyler Mott

Date	Site	Score
3/1	N	OWU 10, Ohio Christian 0
3/1	N	OWU 15, Ohio Christian 0
3/10	N	OWU 11, Penn State-Berks 0
3/10	N	OWU 11, Albertus Magnus 4
3/11	N	Catholic 6, OWU 5
3/13	N	OWU 13, Penn State-Berks 1
3/13	N	West Virginia Wesleyan 5, OWU 2
3/14	N	Ursinus 8, OWU 4
3/20	H	Heidelberg 18, OWU 3
3/22	H	Case Reserve 6, OWU 3
3/22	H	Case Reserve 13, OWU 6
3/27	H	John Carroll 4, OWU 1
4/1	H	John Carroll 16, OWU 5
4/2	H	Ohio Northern 6, OWU 5
4/5	H	DePauw 9, OWU 2*
4/5	H	DePauw 8, OWU 4*
4/6	H	DePauw 10, OWU 1*
4/6	H	DePauw 12, OWU 2*
4/9	A	Shawnee State 10, OWU 0
4/10	H	Cincinnati-Clermont 10, OWU 9
4/12	A	OWU 6, Denison 2*
4/12	A	Denison 7, OWU 3*
4/13	A	Denison 5, OWU 1*
4/13	A	Denison 12, OWU 4*
4/18	H	OWU 12, Wittenberg 1*
4/18	H	OWU 10, Wittenberg 3*
4/19	H	Wittenberg 4, OWU 0*
4/19	H	OWU 14, Wittenberg 0*
4/23	H	OWU 15, Capital 4
4/24	A	Otterbein 8, OWU 4
4/26	A	OWU 14, Wabash 8*
4/26	A	Wabash 5, OWU 0*
4/27	A	OWU 4, Wabash 1*
4/27	A	Wabash 10, OWU 9* (10)
5/1	H	Muskingum 10, OWU 5
5/1	A	OWU 9, Muskingum 4
NCAC crossover		
5/3	A	Wooster 7, OWU 5*
5/3	A	Wooster 17, OWU 8*
5/4	A	Wooster 13, OWU 3*

2015

28-13-0, 14-5-0 NCAC West*
Coach: Tyler Mott

Date	Site	Score
3/8	N	OWU 5, St. John Fisher 3
3/9	N	Muskingum 11, OWU 10
3/9	N	OWU 5, Muskingum 2
3/10	N	Moravian 11, OWU 4
3/11	N	OWU 6, Hampden-Sydney 1
3/12	N	Baldwin Wallace 10, OWU 5
3/13	N	Marietta 8, OWU 3
3/13	N	OWU 2, Brockport State 1
3/18	A	OWU 12, Capital 2
3/19	A	OWU 14, Otterbein 5
3/25	H	OWU 8, Baldwin Wallace 4
3/29	H	OWU 1, Wabash 0*
3/29	H	OWU 7, Wabash 6* (10)
3/30	H	OWU 8, Wabash 4*
3/30	H	OWU 23, Wabash 3*
4/1	A	OWU 22, Heidelberg 7
4/4	H	OWU 7, Ohio Christian 3
4/4	H	OWU 8, Ohio Christian 7
4/6	H	Ohio Northern 7, OWU 4
4/11	A	OWU 8, DePauw 7*
4/11	A	OWU 4, DePauw 2*
4/12	A	DePauw 2, OWU 1*
4/12	A	DePauw 13, OWU 1*
4/15	A	OWU 4, Muskingum 3 (10)
4/18	H	OWU 6, Denison 4*
4/18	H	OWU 11, Denison 6*
4/21	H	Denison 5, OWU 2*
4/21	H	OWU 14, Denison 6*
4/23	H	OWU 12, Marietta 7
4/26	A	Wittenberg 6, OWU 5*
4/26	A	OWU 10, Wittenberg 3*
4/27	A	OWU 6, Wittenberg 2*
4/27	A	Wittenberg 10, OWU 9*
4/30	H	Capital 11, OWU 6 (8)
4/30	H	OWU 14, Capital 1
NCAC crossover		
5/2	H	OWU 26, Kenyon 6*
5/2	H	OWU 11, Kenyon 2*
5/3	H	OWU 6, Kenyon 5* (10)
NCAC tournament		
5/7	N	Wooster 12, OWU 3
5/7	N	OWU 10, Allegheny 4
5/8	N	Wooster 5, OWU 4 (10)

2016

27-16-0, 13-6-0 NCAC West*
Coach: Tyler Mott

Date	Site	Score
3/7	N	OWU 7, Moravian 6 (10)
3/8	N	OWU 5, Alvernia 4
3/9	N	Moravian 12, OWU 5
3/10	N	OWU 13, Rockford 8
3/11	N	Nichols 4, OWU 3
3/11	N	OWU 13, Nichols 4
3/16	H	OWU 10, Otterbein 9
3/19	H	OWU 19, Transylvania 2
3/19	H	OWU 13, Transylvania 4
3/23	H	OWU 7, Baldwin Wallace 4
3/29	H	OWU 14, Mount Union 2
3/30	A	Marietta 15, OWU 5
4/2	A	Wabash 8, OWU 6*
4/2	A	Wabash 14, OWU 12*
4/3	A	OWU 7, Wabash 6*
4/3	A	OWU 16, Wabash 7*
4/6	H	OWU 11, Muskingum 6
4/8	A	OWU 11, Case Reserve 7
4/10	H	Case Reserve 6, OWU 4
4/10	H	OWU 5, Case Reserve 2
4/13	N	OWU 2, Allegheny 0
4/16	H	OWU 6, DePauw 0*
4/16	H	DePauw 3, OWU 2*
4/17	H	OWU 9, DePauw 0*
4/17	H	DePauw 11, OWU 8*
4/20	A	Capital 5, OWU 2
4/23	A	OWU 7, Denison 1*
4/23	A	OWU 9, Denison 4*
4/24	A	Denison 12, OWU 4*
4/24	A	OWU 12, Denison 7*
4/27	H	OWU 8, Heidelberg 7
4/27	H	Heidelberg 14, OWU 5
4/29	H	OWU 5, Wittenberg 4*
4/29	H	OWU 12, Wittenberg 5*
5/1	H	OWU 7, Wittenberg 2*
5/1	H	OWU 15, Wittenberg 5*
NCAC crossover		
5/6	H	Kenyon 9, OWU 7*
5/7	H	OWU 9, Kenyon 8*
5/7	H	OWU 21, Kenyon 4*
NCAC tournament		
5/12	N	Wooster 9, OWU 3
5/13	N	Denison 9, OWU 3
NCAA Division III Midwest Regional		
5/18	N	New Jersey 10, OWU 0
5/19	N	Widener 9, OWU 0

2017

14-26-0, 6-13-0 NCAC West*
Coach: Tyler Mott

Date	Site	Score
3/5	H	Marietta 4, OWU 1
3/5	H	Marietta 19, OWU 2
3/8	H	Capital 10, OWU 8
3/9	A	Otterbein 9, OWU 4
3/13	N	Arcadia 4, OWU 0
3/13	N	OWU 14, Amherst 11
3/14	N	OWU 6, Susquehanna 3
3/15	N	OWU 4, Nichols 0
3/16	N	North Central 12, OWU 3
3/17	N	OWU 5, SUNY-Canton 4 (10)
3/21	A	Baldwin Wallace 12, OWU 4
3/25	H	OWU 9, Penn State-Behrend 8
3/25	H	OWU 2, Penn State-Behrend 1
3/27	A	Mount Union 10, OWU 5
3/29	H	OWU 5, John Carroll 1
4/1	A	OWU 15, Wittenberg 5*
4/1	A	Wittenberg 6, OWU 3*
4/2	A	Wittenberg 8, OWU 7*
4/2	A	OWU 9, Wittenberg 7*
4/8	H	Wabash 5, OWU 4*
4/8	H	OWU 5, Wabash 4*
4/9	H	Wabash 7, OWU 0*
4/9	H	OWU 3, Wabash 1*
4/15	A	OWU 4, Allegheny 2
4/15	A	Allegheny 3, OWU 0
4/22	A	DePauw 14, OWU 4*
4/22	A	DePauw 12, OWU 2*
4/23	A	OWU 9, DePauw 6*
4/23	A	DePauw 16, OWU 13*
4/26	A	Heidelberg 15, OWU 3
4/27	H	Otterbein 11, OWU 6
4/28	H	OWU 9, Denison 1*
4/28	H	Denison 11, OWU 10*
4/30	H	Denison 5, OWU 3*
4/30	H	Denison 22, OWU 10*
5/2	H	Heidelberg 12, OWU 10
5/3	N	Ohio Northern 15, OWU 3
NCAC crossover		
5/6	A	Wooster 5, OWU 4* (10)
5/6	A	Wooster 10, OWU 0*
5/7	A	Wooster 6, OWU 5*

2017 Ohio Wesleyan Baseball

2018**19-20-0, 9-9-0 NCAC*****Coach: Tyler Mott**

Date	Site	Score
2/28	H	Bluffton 11, OWU 9
3/6	H	Capital 19, OWU 0
3/6	H	OWU 8, Capital 7
3/12	N	Arcadia 17, OWU 11
3/12	N	Susquehanna 13, OWU 7
3/13	N	OWU 10, SUNY-Canton 2
3/14	N	Arcadia 16, OWU 1
3/15	N	Keystone 6, OWU 3
3/16	N	OWU 7, Nichols 1
3/24	A	Case Reserve 8, OWU 0
3/24	A	OWU 8, Case Reserve 3
3/25	H	Case Reserve 11, OWU 1
3/25	H	Case Reserve 5, OWU 3
3/31	A	OWU 9, Oberlin 1*
3/31	A	OWU 6, Oberlin 5*
4/5	H	OWU 9, Kenyon 3*
4/5	H	Kenyon 7, OWU 6*
4/8	H	Wooster 7, OWU 2*
4/8	H	Wooster 34, OWU 1*
4/11	H	OWU 20, Defiance 0
4/12	H	OWU 10, Ohio Northern 9
4/13	H	OWU 12, Allegheny 4*
4/14	H	Allegheny 5, OWU 0*
4/17	A	OWU 8, Wabash 5*
4/17	A	Wabash 10, OWU 8*
4/19	A	OWU 10, Otterbein 2
4/21	A	Denison 7, OWU 2*
4/21	A	OWU 1, Denison 0*
4/22	H	OWU 16, Heidelberg 13
4/22	H	Heidelberg 17, OWU 12
4/25	H	OWU 7, Muskingum 6
4/28	A	DePauw 17, OWU 3*
4/28	A	DePauw 4, OWU 2*
4/29	H	OWU 7, Ohio Northern 5
4/29	H	Ohio Northern 22, OWU 1
5/2	H	OWU 20, Hiram 8*
5/2	H	OWU 20, Hiram 1*
5/6	H	OWU 11, Wittenberg 7*
5/6	H	Wittenberg 8, OWU 0*

2019**15-22-1, 7-10-1 NCAC*****Coach: Tyler Mott**

Date	Site	Score
3/2	N	OWU 12, Thomas More 10
3/2	N	OWU 11, Thomas More 4
3/11	N	OWU 14, SUNY-Canton 2
3/12	N	Arcadia 9, OWU 1
3/12	N	OWU 14, Scranton 7
3/13	N	LaRoche 9, OWU 5
3/14	N	Swarthmore 12, OWU 0
3/15	N	Babson 7, OWU 2
3/19	A	OWU 5, Otterbein 3
3/20	H	John Carroll 11, OWU 6
3/23	A	Manchester 4, OWU 3 (12)
3/23	A	Manchester 10, OWU 5
3/24	H	OWU 6, Manchester 4
3/24	H	Manchester 13, OWU 7
3/27	A	Baldwin Wallace 5, OWU 4
3/28	H	OWU 20, Otterbein 4
4/3	A	OWU 4, Kenyon 2* (11)
4/3	A	Kenyon 10, OWU 3*
4/6	A	Wooster 15, OWU 1*
4/6	A	Wooster 15, OWU 1*
4/9	H	OWU 9, Oberlin 1*
4/9	H	OWU 6, Oberlin 5*
4/11	A	Muskingum 4, OWU 3
4/13	A	OWU 7, Allegheny 4*
4/13	A	Allegheny 5, OWU 4*
4/16	H	Wabash 13, OWU 8*
4/16	H	Wabash 16, OWU 10*
4/17	A	OWU 6, Defiance 1
4/20	A	Denison 3, OWU 2*
4/20	A	OWU 15, Denison 5*
4/23	A	Heidelberg 6, OWU 2
4/24	H	Marietta 16, OWU 6
4/27	H	DePauw 21, OWU 0*
4/27	H	OWU 7, DePauw 6*
5/1	A	OWU 25, Hiram 7*
5/1	A	OWU 13, Hiram 13*
5/5	A	OWU 8, Wittenberg 6*
5/5	A	Wittenberg 9, OWU 5*

2020**4-4-0, 0-0-0 NCAC*****Coach: Tyler Mott**

Date	Site	Score
3/5	H	Capital 13, OWU 7
3/5	H	OWU 8, Capital 2
3/9	N	Swarthmore 20, OWU 5
3/9	N	OWU 6, Bridgewater State 1
3/10	N	OWU 7, La Roche 6
3/11	N	Marietta 2, OWU 1
3/12	N	OWU 3, Bridgewater State 2
3/13	N	Heidelberg 6, OWU 2

NOTE: The remainder of the season was canceled because of the COVID-19 pandemic.

2021**8-23-0, 2-14-0 NCAC West*****Coach: Tyler Mott**

Date	Site	Score
3/20	A	Wooster 1, OWU 0 (8)
3/20	A	Wooster 18, OWU 1
3/21	H	Wooster 10, OWU 5
3/21	H	OWU 9, Wooster 7
3/28	A	Case Reserve 4, OWU 3
3/28	A	Case Reserve 7, OWU 5
4/2	A	Denison 9, OWU 1*
4/2	A	Denison 11, OWU 3*
4/3	H	Denison 2, OWU 0*
4/3	H	Denison 9, OWU 3*
4/7	A	Wittenberg 5, OWU 4*
4/7	A	Wittenberg 4, OWU 1*
4/10	H	Wittenberg 5, OWU 3*
4/10	H	Wittenberg 9, OWU 1*
4/14	H	Wabash 9, OWU 1*
4/14	H	Wabash 12, OWU 5*
4/17	A	Wabash 8, OWU 0*
4/17	A	OWU 2, Wabash 0*
4/22	A	Case Reserve 12, OWU 8
4/22	A	Case Reserve 2, OWU 1
4/24	A	Allegheny 6, OWU 2
4/24	A	OWU 7, Allegheny 3 (9)
4/25	H	OWU 8, Allegheny 4
4/25	H	OWU 9, Allegheny 7
4/30	A	DePauw 10, OWU 5*
4/30	A	OWU 9, DePauw 3*
5/1	H	DePauw 5, OWU 1*
5/1	H	DePauw 11, OWU 9*
5/2	H	OWU 27, DePauw 12
5/8	A	OWU 12, Hiram 2
5/8	A	Hiram 6, OWU 5



2022

10-28-0, 3-15-0 NCAC*

Coach: Tyler Mott

Date	Site	Score
3/2	H	OWU 13, Olivet 9
3/4	H	OWU 3, Albion 2
3/4	H	OWU 8, Albion 7
3/7	N	Baldwin Wallace 12, OWU 3
3/8	N	Swarthmore 12, OWU 3
3/9	N	Misericordia 13, OWU 4
3/10	N	Mitchell 11, OWU 7
3/11	N	Lebanon Valley 24, OWU 4
3/16	A	Capital 13, OWU 3
3/20	A	Bluffton 11, OWU 1
3/20	A	Bluffton 10, OWU 5
3/24	H	OWU 3, Heidelberg 2
3/26	A	Hanover 10, OWU 8
3/27	A	Hanover 14, OWU 2
3/27	A	OWU 19, Hanover 5
3/30	H	Ohio Northern 9, OWU 1
4/2	A	Oberlin 11, OWU 3*
4/2	A	OWU 17, Oberlin 10*
4/3	A	Muskingum 16, OWU 2
4/7	H	Kenyon 11, OWU 9*
4/7	H	Kenyon 21, OWU 6*
4/10	H	OWU 5, Wooster 3*
4/10	H	Wooster 16, OWU 4*
4/14	H	OWU 11, Defiance 1
4/16	H	Allegheny 11, OWU 0*
4/16	H	Allegheny 23, OWU 11*
4/19	A	Wabash 8, OWU 2*
4/19	A	Wabash 3, OWU 2*
4/23	A	Denison 18, OWU 5*
4/23	A	Denison 13, OWU 8*
4/24	H	Otterbein 19, OWU 8
4/26	H	OWU 10, Capital 7
5/1	A	DePauw 3, OWU 1*
5/1	A	DePauw 12, OWU 10*
5/5	H	OWU 6, Hiram 5*
5/5	H	Hiram 14, OWU 3*
5/8	H	Wittenberg 9, OWU 2*
5/8	H	Wittenberg 8, OWU 1*

2023

18-21-0, 5-11-0 NCAC*

Coach: Tyler Mott

Date	Site	Score
3/1	H	OWU 8, Bluffton 0
3/4	N	OWU 5, Mount St. Joseph 2
3/4	N	Mount St. Joseph 5, OWU 1
3/5	N	Wilmington 3, OWU 0
3/11	N	OWU 9, Eureka 5
3/12	N	OWU 3, Eureka 1
3/12	N	OWU 4, Eureka 0
3/15	A	OWU 9, Asbury (Ky.) 8
3/16	A	OWU 21, Berea 10
3/19	A	Marietta 7, OWU 6
3/21	A	OWU 20, Capital 8
3/28	A	Adrian 6, OWU 3
3/28	A	Adrian 4, OWU 3
3/29	A	Heidelberg 6, OWU 2
3/30	A	OWU 11, Otterbein 10
4/2	A	Kenyon 12, OWU 1*
4/2	A	OWU 9, Kenyon 5*
4/4	H	Denison 16, OWU 4*
4/4	H	Denison 14, OWU 3*
4/8	A	OWU 16, Hiram 6*
4/8	A	Hiram 11, OWU 10*
4/10	H	OWU 5, Muskingum 2
4/12	A	OWU 14, Defiance 12
4/15	H	DePauw 10, OWU 5*
4/15	H	OWU 13, DePauw 3*
4/16	H	DePauw 6, OWU 5
4/19	A	Wooster 13, OWU 7*
4/19	A	Wooster 11, OWU 1*
4/22	A	Wittenberg 13, OWU 1*
4/22	A	Wittenberg, 14, OWU 1*
4/26	H	OWU 16, Capital 10
4/26	H	OWU 10, Capital 5
4/27	A	Ohio Northern 17, OWU 3
4/29	A	Case Reserve 15, OWU 8
4/29	A	Case Reserve 10, OWU 2
5/6	H	Oberlin 6, OWU 4*
5/6	H	OWU 5, Oberlin 4*
5/7	H	Wabash 10, OWU 4*
5/7	H	OWU 18, Wabash 7*

INDIVIDUAL — GAME

BATTING

At Bats

- 7 Sam Bass vs. Wittenberg, 4/20/1895
- 7 Charles Thomas at Ohio Northern, 4/22/1905 [16 inn.]
- 7 Cleon Webb at Ohio Northern, 4/22/1905 [16 inn.]
- 7 Harlan Reed at Ohio Northern, 4/22/1905 [16 inn.]
- 7 Ossie Jones at Ohio Northern, 4/22/1905 [16 inn.]
- 7 Al Betzel at Wooster, 5/10/1941 [13 inn.]
- 7 Ed Baroody at Wooster, 5/10/1941 [13 inn.]
- 7 Jack Barney at Denison, 5/16/1956
- 7 Jim Fine at Otterbein, 5/11/1961 [12 inn.]
- 7 Dave Lehman at Otterbein, 5/11/1961 [12 inn.]
- 7 Si Kille at Marietta, 4/24/1994 [12 inn.]
- 7 Joey McDaniel at Earlham (2), 4/1/2007 [7 inn.]
- 7 James DiBiasio vs. Wilmington, 3/17/2011 [12 inn.]
- 7 Zach Frentsos vs. Wooster (2), 3/27/2011 [14 inn.]
- 7 Aaron Caputo at Heidelberg, 4/1/2015
- 7 Luigi Russo at Oberlin (2), 4/2/2022
- 7 Davis Graham at Oberlin (2), 4/2/2022
- 7 DJ. Neff at Capital, 3/21/2023

Runs

- 6 Ralph Harrold vs. Heidelberg, 5/6/1893
- 6 Brad Warnimont at Ohio Dominican, 4/24/1986
- 5 Paul Sisson vs. Denison, 4/27/1907
- 5 Joe Morrissey vs. Ohio University, 4/28/1923
- 5 Ernie Talos at Dayton, 4/24/1936 [7 inn.]
- 5 Dick Rebillard vs. Kenyon, 5/22/1956
- 5 Jeff McClish vs. Heidelberg, 3/24/1992
- 5 Brent Weaver vs. Rio Grande, 4/8/1998
- 5 Dan Marchetti vs. Milwaukee Engineering, 3/6/1999
- 5 Justin Dages at Wabash (1), 4/26/2014
- 5 Michael Blatchford vs. Hiram (2), 5/2/2018
- 5 Jon Erhard vs. Hiram (2), 5/2/2018
- 5 Luigi Russo at Hiram (1), 5/1/2019
- 5 Davis Graham vs. DePauw, 5/2/2021

Hits

- 6 Aaron Caputo at Heidelberg, 4/1/2015
- 5 Phil Saylor vs. Columbus Independents (2), 5/30/1892
- 5 Fred Kline vs. Capital, 6/2/1894
- 5 Paul Secrest vs. Denison, 4/27/1907
- 5 Bill Evans at Oberlin, 5/25/1909 [10 inn.]
- 5 Don Mewhort vs. Ohio State, 6/2/1934
- 5 John Ford vs. Capital, 5/14/1951
- 5 Jack Barney at Denison, 5/16/1956
- 5 Andy Hull vs. Heidelberg, 5/10/1958
- 5 John McIlwaine vs. Heidelberg, 5/10/1958
- 5 Bob Olson at Muskingum, 4/18/1960
- 5 Bob Foster vs. Muskingum, 5/10/1972
- 5 John Bower at Denison (2), 4/12/1975
- 5 Darren Hitchcock at Kent State, 3/23/1988
- 5 Jamie Robinson vs. Ithaca, 3/12/1993
- 5 Scott Govoni vs. Allegheny (1), 5/16/1993
- 5 Si Kille vs. Ithaca, 3/7/1994
- 5 Jamie Robinson at Capital, 3/20/1994
- 5 Ryan Missler at Capital, 3/27/1997
- 5 Josh England at Otterbein, 4/20/1997
- 5 Gavin Emrich vs. Ohio Dominican, 4/28/1999
- 5 Seth Tenpenny at Rio Grande, 5/2/2000
- 5 Corey Lake vs. Ripon (1), 3/10/2001
- 5 Drew Caravella vs. Virginia Wesleyan, 3/12/2002
- 5 Drew Caravella vs. Salve Regina, 3/14/2002
- 5 Travis Falk vs. Salve Regina, 3/14/2002
- 5 A.J. Dote at Denison (1), 4/9/2006
- 5 Logan Hronis at Mount Union, 3/29/2007
- 5 Eric Livingston vs. Otterbein, 4/24/2009
- 5 Seth Frentsos vs. Kenyon, 5/3/2012
- 5 Devin Van Winkle vs. Marietta, 4/23/2015
- 5 Cole Antle vs. Manchester (2), 3/24/2019
- 5 Luigi Russo at Oberlin (2), 4/2/2022

Doubles

- 3 Dave Brown at Otterbein, 5/24/1966
- 3 Chris McComish vs. Otterbein, 4/16/1985
- 3 Seth Duckworth vs. Oberlin (2), 4/1/1988
- 3 Matt Bagley vs. Wheaton (2), 3/15/1990
- 3 Greg Justice vs. Allegheny (1), 4/17/1992
- 3 Aaron Missler vs. Hiram (2), 3/12/1996
- 3 Clint Gibboney vs. Central (1), 3/16/2001
- 3 Seth Tenpenny vs. Virginia Wesleyan, 3/12/2002
- 3 Drew Caravella vs. Ripon, 3/17/2002
- 3 Matt Fortuna at Denison, 3/30/2002
- 3 Logan Hronis at Earlham (2), 4/1/2007
- 3 Nathan Strome vs. Muskingum, 3/6/2011
- 3 Aaron Caputo vs. Wabash (2), 3/30/2015
- 3 Michael Blatchford at Wittenberg (2), 4/26/2015
- 3 Michael Blatchford vs. Susquehanna, 3/12/2018
- 3 Michael Blatchford vs. Hiram (2), 5/2/2018




BRAD WARNIMONT




ERNIE TALOS



STEVE MITCHELL



STEVE CHASE



DAVE COOK

Triples

- 2 Clinton Stevenson vs. Miami, 5/20/1916
- 2 Dick Rebillard at Wittenberg, 4/16/1955 [11 inn.]
- 2 Jack Barney vs. Denison, 5/16/1956
- 2 Red Shearer at Kenyon, 4/23/1957
- 2 John McIlwaine at Denison, 4/21/1959 [11 inn.]
- 2 John Bower at Denison (2), 4/12/1975
- 2 Don O'Toole vs. Wittenberg (2), 4/19/1975
- 2 Phil Kirk at Wittenberg, 5/2/1978
- 2 Steve Anderson vs. Carson-Newman (1), 3/25/1981
- 2 Tim Young vs. Muskingum, 4/20/1982
- 2 Don Hammer vs. Wilmington, 3/17/1990
- 2 Greg Justice vs. Wittenberg (2), 4/11/1992
- 2 Jay Hebert vs. Earlham (2), 4/22/1998
- 2 Mark Wherry vs. Nichols (2), 3/13/2001
- 2 Kyle Sherman at Denison (1), 4/9/2006
- 2 Kyle Sherman vs. Wabash (1), 4/15/2006
- 2 Kyle Sherman vs. Greenville (1), 3/15/2007
- 2 Zach Frentsos vs. Bluffton (1), 3/9/2010
- 2 Andrew Cox vs. Bluffton (2), 3/9/2010
- 2 Scott Wise at Wooster (2), 5/7/2011
- 2 Nathan Strome at Denison (2), 4/16/2012
- 2 Sean Vollenweider vs. Capital, 4/23/2014

Home Runs

- 3 Ernie Talos at Dayton, 4/24/1936 [7 inn.]
- 3 Brad Warnimont vs. Denison (1), 4/1/1986
- 3 Steve Mitchell vs. Wooster, 5/8/1992
- 3 Dan Marchetti vs. Milwaukee Engineering, 3/6/1999 [7 inn.]
- 3 Jason Bogenrife at Wittenberg, 5/7/2000
- 3 Devin Van Winkle vs. Marietta, 4/23/2015

Home Runs, one inning

- 2 Dave Cook at Otterbein, 5/24/1966
- 2 Scott Walberry vs. Capital, 3/25/1987 (1st inning)
- 2 Ryan Missler vs. Capital (2), 3/22/1998 (2nd inning)
- 2 James Toland vs. Earlham (2), 4/3/2010 (3rd inning)

Home Run in First Collegiate At Bat

- Curley Lockwood at West Virginia, 4/2/1937 (1st pitch)
- Jim Clark at Capital, 4/10/1943
- Scott Govoni vs. Fairmont State, 3/10/1991 (1st pitch)
- Wes Hall vs. Defiance, 4/21/1996 (1st pitch)
- Drew Caravella vs. Milwaukee Engineering, 3/6/1999

Grand Slams

- 2 Steve Chase vs. Denison (1), 5/9/1970

Total Bases

- 15 Devin Van Winkle vs. Marietta, 4/23/2015
- 14 Ernie Talos at Dayton, 4/24/1936 [7 inn.]
- 14 Jason Bogenrife at Wittenberg, 5/7/2000
- 13 Josh England at Otterbein, 4/20/1997
- 12 Don Mewhort vs. Ohio State, 6/2/1934
- 12 Brad Warnimont vs. Denison (1), 4/1/1986
- 12 Steve Mitchell vs. Wooster, 5/8/1992
- 12 Dan Marchetti vs. Milwaukee Engineering, 3/6/1999 [7 inn.]

Runs Batted In

- 9 Izaiah Withrow vs. DePauw, 5/2/2021
- 8 Steve Chase vs. Denison (1), 5/9/1970
- 8 Scott Govoni vs. Wooster, 5/15/1993
- 8 Drew Caravella vs. Salve Regina (1), 3/19/2000
- 8 Devin Van Winkle vs. Marietta, 4/23/2015
- 8 Max Pershin vs. Wabash (2), 5/7/2023

Walks

- 4 Dick Rebillard vs. Denison, 5/16/1956
- 4 Andy Hull at Kenyon, 4/23/1957
- 4 Dale Larabee at Otterbein, 5/11/1961 [12 inn.]
- 4 Dan Biello vs. Heidelberg, 5/27/1967
- 4 Mike Milligan vs. Tennessee Temple, 3/15/1985
- 4 Jim Gordon vs. Denison, 4/4/1993
- 4 Chris Nelson vs. Wisconsin-LaCrosse, 3/12/1995
- 4 Brent Weaver at Allegheny (1), 5/4/1996
- 4 Matt Zak vs. Wooster, 5/13/1996
- 4 Brent Weaver at Thomas More, 4/9/1997
- 4 Dan Marchetti at Denison (1), 3/27/1999
- 4 Drew Caravella vs. Case Reserve (1), 4/3/1999
- 4 Drew Caravella vs. Wooster (2), 5/10/2002
- 4 Greg Hock at Wabash (2), 4/27/2014
- 4 Steven Moore vs. Hampden-Sydney, 3/11/2015
- 4 Max Pershin vs. Olivet, 3/2/2022
- 4 Edrick Padilla at Oberlin (2), 4/2/2022

Intentional Walks


- 2 Tyler Mott vs. Lakeland, 3/7/2004
- 2 Kyle Sherman vs. Denison (1), 4/15/2007
- 2 Sean Vollenweider at Denison (1), 4/12/2014

Strikeouts


- 4 Harold Liphart at Oberlin, 4/30/1955
- 4 Glenn Butterman vs. Oberlin, 5/4/1956
- 4 Norm Hyden vs. Heidelberg, 5/11/1957
- 4 Cliff Aikens at Otterbein, 5/1/1958
- 4 Don Casperson at Capital, 4/8/1959
- 4 Harvey Ford at Denison, 4/29/1960
- 4 Victor Frank vs. Otterbein (2), 5/10/1980
- 4 Chris McComish vs. Malone (1), 3/25/1986
- 4 Steve Hendrix vs. Wooster, 5/22/1986
- 4 Scott Walberry vs. Wooster (1), 4/25/1987
- 4 Steve Goodhart vs. Wisconsin-LaCrosse, 3/12/1995
- 4 Jamey Ratcliff at Wooster, 5/9/1997
- 4 Jason Bogenrife vs. Rowan (2), 3/17/2001
- 4 Shaun Rice vs. Allegheny (2), 5/4/2002
- 4 Adam Toney vs. Lakeland, 3/7/2004
- 4 Kyle Sherman vs. Cortland State, 3/11/2006
- 4 Brent Wilkins vs. Denison (1), 4/15/2007
- 4 Zach Bott at Thomas More, 4/10/2012
- 4 Devin Van Winkle vs. Wabash (2), 3/29/2015
- 4 Nick Malenda vs. SUNY-Canton, 3/11/2019
- 4 DJ. Neff at Denison (2), 4/23/2022

Hit by Pitch


- 3 Ryan Missler at Allegheny (2), 4/25/1998
- 3 Eric McComas vs. Otterbein, 4/4/2007
- 3 Steve Ruygrok vs. Wooster (1), 5/11/2007
- 3 Nick Sala vs. Heidelberg (1), 4/22/2018
- 3 Edrick Padilla at Heidelberg, 3/29/2023



STEVE RUYGROK



NELSON REEVES



JIM DICKEY



JIM MILLER




CURT MOENTER

2024 Ohio Wesleyan Baseball



ED CURRERI



HANK JONES



BRAD ROSER



SCOTT OBERSCHLAKE



XANDER JONES

Stolen Bases

- 5 Paul Secrest vs. Denison, 4/27/1907
- 5 Andy Hull at Heidelberg, 5/26/1957
- 5 George Morris vs. Baldwin-Wallace, 5/19/1962
- 4 many times, most recently:
Sean Vollenweider vs. Albertus Magnus, 3/10/2014

Sacrifices

- 3 Randy Runser vs. Ohio Dominican, 5/4/1995
- 2 many times, most recently:
Matt Spencer at Otterbein, 3/30/2023


Sacrifice Flies

- 2 many times, most recently:
Aaron Caputo vs. Wittenberg (2), 5/1/2016

PITCHING

Innings Pitched

- 16.0 Cleon Webb at Ohio Northern, 4/22/1905
- 13.0 Art Thomas vs. Marshall, 5/15/1936
- 13.0 Tim Zorn vs. Marietta (1), 4/14/1973
- 12.0 Cleon Webb vs. West Virginia, 5/11/1904
- 12.0 Tracey Jones vs. Otterbein, 5/31/1911
- 12.0 Preston Fisher vs. Ohio University, 5/24/1938
- 12.0 Dave Johnston at Otterbein, 5/11/1961
- 11.1 Greg Kaiser vs. Illinois Benedictine, 5/16/1991



Innings Pitched in Relief

- 9.0 Al Leonard at Denison, 4/24/1942
- 8.1 Chris Hanrahan vs. Marian, 3/13/1990 [16 inn.]

Strikeouts

- 20 Nelson Reeves at Kenyon, 5/30/1950
- 20 Jim Dickey vs. Otterbein, 4/10/1958
- 19 Cleon Webb at Ohio Northern, 4/22/1905 [16 inn.]
- 18 Nelson Reeves vs. Oberlin, 4/26/1950
- 18 Jim Miller at Centre, 3/19/1989

Consecutive Strikeouts

- 9 Curt Moenter vs. Messiah (2), 3/11/2000
- 7 Nelson Reeves vs. Muskingum, 5/12/1950
- 6 Jim Miller vs. Denison (2), 5/6/1990

Walks

- 15 Jim Dickey at Kenyon, 4/23/1957
- 11 Howard Greenstone vs. Capital (1), 5/10/1983
- 11 Jim Miller at Denison (2), 4/28/1991
- 10 several times, most recently:
Jim Miller vs. CWRU (2), 4/23/1989

Intentional Walks

- 4 Xander Jones at Wittenberg (2), 4/2/2006
- 2 Sean Ring vs. Rowan, 3/17/2006
- 2 Charles Cooper vs. Case Reserve (1), 3/22/2014
- 2 Peter Munger at Wabash (2), 4/26/2014
- 2 Ethan Soderna at Kenyon (1), 4/3/2019

Hit Batsmen

- 5 Jim Miller vs. CWRU (2), 4/7/1991
- 5 Steve Skarsten vs. Wooster, 5/4/2012
- 4 Curt Moenter at Wooster (2), 5/1/1999
- 4 Curt Moenter vs. Westminster (2), 3/15/2001
- 4 Curt Moenter vs. Allegheny (2), 5/4/2002
- 4 Matthew Struble at Earlham (1), 4/4/2009
- 4 Andy Anthony vs. DePauw (1), 4/15/2023

Wild Pitches

- 7 Michael Lipscomb at Denison (2), 4/23/2022
- 4 Scott Spriggs vs. Rhode Island College (2), 3/17/2000
- 4 Shaun Burchett vs. Rowan (2), 3/17/2001
- 4 Billy Kampmann vs. Mt. Vernon Nazarene, 5/1/2003
- 4 Nick Horn at Muskingum, 5/1/2008
- 4 Brady Roesch vs. Rockford, 3/10/2016

No-Hitters

- Lottie Myers at Lincoln Memorial (2), 3/29/1926
- Al Poirson at Wright Patterson (1), 6/6/1945 [7 inn.]
- Nelson Reeves at Kenyon, 5/30/1950
- Ed Curreri at Hiram, 5/1/1965
- Hank Jones vs. Walsh, 3/12/1986 [7 inn.]
- Brad Roser, Rob Nichols and Scott Oberschlake vs. Denison (1), 4/3/1993 [7 inn.]
- Brad Roser, Michael Williams and Rob Nichols vs. Earlham (2), 4/10/1993 [7 inn.]
- Brad Roser vs. Indiana Wesleyan, 3/5/1994 [7 inn.]
- Scott Oberschlake vs. Defiance (1), 3/23/1994 [7 inn.]
- Xander Jones vs. Wittenberg (2), 3/25/2007 [7 inn.]

2024 Ohio Wesleyan Baseball

FIELDING

Putouts (by position)

P	4	Scott Oberschlake vs. Marietta, 5/20/1994
	4	Dan Marchetti at Otterbein (2), 5/2/1999
C	20	Chuck Higgins at Kenyon, 5/30/1950
	20	Seth Duckworth at Centre, 3/19/1989 [11 inn.]
1B	21	Harlan Read at Ohio Northern, 4/22/1905 [16 inn.]
	21	Aaron Missler vs. Rose-Hulman, 5/16/1996
2B	9	Scott Walberry vs. Heidelberg (1), 4/12/1988 [7 inn.]
3B	4	Mike Smith vs. Ashland (2), 4/29/1986
SS	6	Mike Royer vs. North Park, 5/16/1990
OF	9	Scott Tedder vs. Wooster, 5/22/1986
	9	Mark Glaser vs. Geneva, 3/15/1991

Assists (by position)

P	8	Matt Farmwald vs. Salve Regina, 3/14/2002
C	8	Charles Thomas vs. Case, 5/2/1903 [10 inn.]
	5	Seth Duckworth vs. Marian, 3/13/1990 [16 inn.]
	5	Zack Stiteler vs. Arcadia, 3/14/2018
1B	5	George Powell vs. Marian, 3/13/1990 [16 inn.]
	5	Canyon McWilliams vs. Ohio Northern, 4/12/2018
2B	10	Don Hammer vs. Ohio State, 4/21/1987 [10 inn.]
	9	Don Hammer vs. Marietta, 5/19/1987
	9	Steve Goodhart vs. Lambuth, 3/8/1994
	9	Kyle Sherman vs. Hope, 5/18/2007
3B	9	Ryan Missler vs. Rose-Hulman, 5/16/1996
SS	11	Mike Royer vs. Illinois Benedictine, 5/16/1991 [12 inn.]
	10	Dan Marchetti at Bethany, 5/7/1999
OF	2	many times, most recently: Mike Albert vs. Anderson, 5/18/2003

Errors (by position)

P	2	many times, most recently: Curt Moenter vs. Allegheny (2), 5/4/2002
C	3	many times, most recently: Pat Cioffi vs. Mount Vernon Nazarene, 4/7/1994
1B	2	many times, most recently: Scott Yanney vs. Capital (2), 3/25/1995
2B	4	Brent Weaver vs. Messiah, 3/16/1996 [14 inn.]
3B	5	John Zimmerman at West Virginia, 4/22/1939
	5	Sean Vollenweider vs. DePauw (2), 4/7/2012
SS	5	Andy Hull at Heidelberg, 5/26/1957
	5	Frank Daray vs. Otterbein, 4/8/1971
	5	Brandon Williams at Marietta, 3/22/2005
	5	Trevor Taus vs. Susquehanna, 3/12/2018
OF	4	Ryan Stefancin vs. Denison (1), 4/4/2023

Passed Balls

4	Bob Hart at Ohio State, 5/8/1946
3	many times, most recently: Gavin Pulliam vs. John Carroll, 3/20/2019

INDIVIDUAL — SEASON

BATTING (2 AB/TEAM GAME)

Average	Player	AB	H	Games	Year
.534	Drew Caravella	163	87	48	2002
.526*	Dan Biello	38	20	12	1969
.511	Mark Senkowitz	88	45	33	1992
.500*	Bob Foster	56	28	16	1972
.485	Ryan Missler	171	83	46	1998
.470	A.J. Dote	117	55	33	2006
.464	Bob Foster	71	33	22	1975
.455	Scott Tedder	101	46	31	1988
.455	Brent Weaver	156	71	43	1997
.453	Eric Heise	170	77	46	1998

***(prior to aluminum bats) (-1974)**

.451	John Ford	51	23	13	1951
.436	John MacKellar	39	17	13	1973
.433	Bill Bennett	30	13	11	1949
.429	Ed Curreri	56	24	15	1964
.417	Dave Lehman	60	25	14	1959
.417	George Morris	36	15	12	1961
.407	Bob Foster	59	24	19	1974
.404	John MacIlwaine	47	19	12	1958
.400	John Macilwaine	45	18	12	1957

At Bats

202	Joe Loudenslager	52g	2001
200	Joe Loudenslager	50g	2000
194	Dan Marchetti	51g	2000
190	Scott Walberry	49g	1986
188	Drew Caravella	52g	2001
188	Shaun Rice	51g	2001
per game			
4.43	Bob Olson and Ken Terry	62/14g	1959

Runs

68	Joe Loudenslager	52g	2001
67	Drew Caravella	52g	2001
65	Dan Marchetti	51g	2000
64	Scott Walberry	47g	1987
64	Eric Heise	46g	1998
64	Shaun Rice	51g	2001
per game			
1.50	Brent Weaver	57/38g	1998

Hits

87	Drew Caravella	48g	2002
84	Drew Caravella	52g	2001
83	Ryan Missler	46g	1998
82	Shaun Rice	51g	2001
78	Joe Loudenslager	50g	2000
78	Joe Loudenslager	52g	2001
78	Joe Loudenslager	47g	2002
per game			
1.81	Drew Caravella	87/48g	2002



DAN BIELLO




SCOTT GOVONI



JASON BOGENRIFE



SHAUN RICE



GLENN BUTTERMAN

Doubles

24	Scott Govoni	45g	1993
22	Joe Loudenslager	52g	2001
21	Shaun Rice	51g	2001
21	Drew Caravella	44g	2002
20	Scott Tedder	47g	1987
20	Scott Walberry	47g	1987
20	Dan Marchetti	51g	2000
20	Michael Blatchford	39g	2018

per game

0.53	Scott Govoni	24/45g	1993
------	--------------	--------	------

Triples

7	Justin Dages	43g	2016
6	Eric Heise	46g	1996
6	Kyle Sherman	42g	2007
5	Steve Goodhart	43g	1994
5	Eric Heise	46g	1998
5	Dan Marchetti	51g	2000
5	Adam Toney	40g	2006
5	Andrew Cox	22g	2010

per game

0.30	Ed Curreri	3/10g	1966
------	------------	-------	------

Home Runs

18	Jason Bogenrife	50g	2000
18	Shaun Rice	47g	2002
16	Drew Caravella	52g	2001
16	Drew Caravella	48g	2002
14	Ryan Missler	46g	1998

per game

0.42	Glenn Butterman	5/12g	1958
0.42	Jim Scarfpin	5/12g	1968

Multiple-Home Run Games

4	Drew Caravella	48g	2002
3	Scott Walberry	47g	1987
3	Mark Senkowitz	33g	1992
3	Ryan Missler	46g	1998

Total Bases

158	Drew Caravella	48g	2002
150	Shaun Rice	47g	2002
149	Drew Caravella	52g	2001
144	Jason Bogenrife	50g	2000
142	Ryan Missler	46g	1998

per game

3.29	Drew Caravella	158/48g	2002
------	----------------	---------	------

Slugging Percentage

Pct	Player	AB	2B	3B	HR	TB	Year
1.227	Glenn Butterman	22	0	1	5	27	1958
1.045	Mark Senkowitz	88	9	1	12	92	1992
.969	Drew Caravella	163	21	1	16	158	2002
.847	Jason Bogenrife	170	15	1	18	144	2000
.830	Ryan Missler	171	15	1	14	142	1998

Runs Batted In

89	Drew Caravella	48g	2002
82	Drew Caravella	52g	2001
75	Drew Caravella	49g	2000
73	Scott Govoni	45g	1993
69	Jason Bogenrife	50g	2000

per game

1.85	Drew Caravella	89/48g	2002
------	----------------	--------	------

Walks

54	Mike Milligan	50g	1986
48	Mike Milligan	43g	1985
43	Brent Weaver	46g	1996
41	Jason Bogenrife	52g	2001
37	Drew Caravella	48g	2002

Strikeouts

40	Shaun Rice	47g	2002
40	Devin Van Winkle	40g	2016
39	Chris McComish	49g	1986
38	Chris McComish	44g	1985
37	Devin Van Winkle	36g	2015

Toughest to Strike Out (AB/K)

	AB	K	Year
88.00	Mark Senkowitz	88	1992
55.00	Bob Foster	55	1973
46.00	Sean Vollenweider	138	2013
38.50	Eric DiMartino	77	1981
33.67	Scott Tedder	101	1988

Hit by Pitch

20	Paul Lashuk	49g	2000
16	Eric Heise	46g	1998
16	Luigi Russo	38g	2022
14	Justin Dages	39g	2014
13	Mark Glaser	43g	1991
13	Mark Wherry	45g	2003
13	Ben Steele	27g	2013

On-Base Percentage


Pct	Player	G	PA	AB	H	BB	Year
.673	Dan Biello	12	55	38	20	17	1969
.616	Drew Caravella	48	216	163	87	37	2002
.583	Mark Senkowitz	33	108	88	45	15	1992
.559	Phil Adkinson	17	68	51	22	16	1977
.548	Bob Foster	16	62	56	28	6	1972

Hitting Streak

26	Jim Soma (13g in 1988 + 13g in 1989)
26	Steve Goodhart (11g in 1994 + 15g in 1995)
26	Joe Loudenslager (26g in 2001)
25	Si Kille (18g in 1994 + 7g in 1995)
25	Dan Marchetti (25g in 2000)

Hitting Streak, one season

26	Joe Loudenslager	2001
25	Dan Marchetti	2000
22	Aaron Strausbaugh	2017
21	Scott Tedder	1986
19	Drew Caravella	2002



MIKE MILLIGAN



PAUL LASHUK



JOE LOUDENSLAGER



GEORGE POWELL



MARK GLASER

Consecutive Multiple-Hit Games

12	George Powell	1992
11	Joe Loudenslager	2000
10	Joey McDaniel	2007

Consecutive Games with HR

6	Eric Heise	1998
---	------------	------

Stolen Bases		GP	Year	Sacrifice Hits		GP	Year
35	Mark Glaser	43	1991	12	Zach Frentsos	46	2008
30	Steven Moore	39	2015	10	Doug Heine	46	2000
24	Shaun Rice	47	2002	10	Travis Falk	47	2003
23	Mark Glaser	35	1989	9	Jeff McClish	43	1994
22	Brooks Heminger	50	1999	9	Jerrell Johnson	48	2008
22	Adam Toney	40	2006				
21	Jeff McClish	43	1994				
21	Brandon Williams	40	2006				
20	Mark Glaser	34	1988				
20	Scott Walberry	38	1988				
20	Mark Glaser	43	1990				

Sacrifice Flies		GP	Year
9	Aaron Caputo	43	2016
8	Jim Soma	39	1988
8	Canyon McWilliams	39	2018
7	Jamey Ratcliff	45	1997
7	Drew Caravella	48	2002

PITCHING

ERA	Player	G	IP	R	ER	W-L	Year
1.06	Russ Ramsey	3	17.0	4	2	1-0	1949
1.06	Toby Aaron	4	34.0	13	4	3-1	1961
1.13	John Peckinpaugh	6	31.0	10	4	1-0	1953
1.20	Dave Johnston	8	45.0	11	6	4-2	1962
1.24	Ed Curreri	10	87.0	19	12	8-2	1965
1.36	Paul Brubaker	6	39.2	10	6	3-2	1970
1.38	Paul Brubaker	6	39.0	11	6	2-1	1968
1.39	Dave Rees	7	52.1	11	8	5-1	1969
1.42	Dave Johnston	8	37.2	10	6	3-2	1959
1.50	Paul Brubaker	8	48.1	15	8	5-0	1969

(since introduction of aluminum bats) (1975-)

1.63	Scott Oberschlake	16	82.2	25	15	10-1	1994
1.65	Mike Bird	15	82.0	28	15	7-3	1996
1.89	Charles Cooper	11	57.0	21	12	3-4	2012
1.96	Ryan Burton	9	46.0	20	10	4-0	1994
2.05	Guy Herrmann	5	26.1	8	6	2-0	1980
2.07	Tyler Mott	15	91.1	30	21	12-1	2003
2.20	Shawn Conn	12	49.0	25	12	5-0	1998
2.30	Josh England	9	47.0	17	12	6-1	1995
2.43	Tyler Mott	16	85.1	37	23	8-2	2002
2.45	Ryan Burton	13	84.1	36	23	8-2	1993

Wins		GP	Year	Losses		GP	Year
15	Hank Jones	25	1986	9	Hank Jones	19	1985
12	Matt Farmwald	18	2001	8	John Nye	18	1987
12	Tyler Mott	15	2003	8	Josh Ferreira	13	2022
11	Cleon Webb	15	1905	7	Henry Paracchini	14	1985
11	Rodney Goddard	14	1909	7	Pete Munger	11	2014
11	Curt Moenter	16	1999				

Consecutive Wins		Consecutive Losses	
16	Tyler Mott	2002-03	8 Jeff Smith 1982-84
12	Matt Farmwald	2000-01	8 Robbie Shane 2009-10
11	Brad Roser	1993-94	7 Nate Hamilton 1983-85
11	Scott Oberschlake	1994-95	7 Ethan Soderna 2018-21
11	Josh England	1995-97	7 Michael Lipscomb 2021-22

Consecutive Wins, one season **Consecutive Losses, season**

12	Tyler Mott	2003	6	Brian Rosenfeld	1978
10	Brad Roser	1994	6	Steve Ashmore	1983
10	Matt Farmwald	2001	6	Robbie Shane	2009
9	Mike Hudy	1992	5	Frank Abbey	1929
9	Brad Roser	1993	5	Steve Donchess	1938
9	Scott Oberschlake	1994	5	Reggie Brooks	1946
9	Shawn Conn	1999	5	Hank Jones	1985
			5	Henry Paracchini	1985
			5	John Nye	1987
			5	Greg Kaiser	1991
			5	Pete Munger	2014
			5	Ethan Soderna	2021
			5	Michael Lipscomb	2021

Consecutive Wins, Start of Season

12	Tyler Mott	2003
10	Brad Roser	1994
10	Matt Farmwald	2001
9	Mike Hudy	1992
9	Brad Roser	1993

Consecutive Losses, Start of Season

6	Brian Rosenfeld	1978
6	Steve Ashmore	1983
6	Robbie Shane	2009
5	Frank Abbey	1929
5	Steve Donchess	1938
5	Reggie Brooks	1946
5	Ethan Soderna	2021
5	Michael Lipscomb	2021

Winning Percentage (5 decisions)

1.000	Mike Hudy	9-0	1992
1.000	Williams Lowther	7-0	1902
1.000	Glenn Butterman	7-0	1958
1.000	Bob Chaffee	6-0	1975
1.000	Paul Brubaker	5-0	1969
1.000	Shawn Conn	5-0	1998

Games Pitched **Year** **Games Started** **GP** **Year**


27	Greg Kaiser	1991	16	Hank Jones	25	1986
25	Hank Jones	1986	15	Curt Moenter	16	1999
24	Peter Balyeat	2001	14	Brad Roser	17	1992
23	Chris Hanrahan	1990	13	Nate Hamilton	16	1986
21	Scott Hall	1987	13	John Nye	17	1990
21	Shaun Burchett	2002	13	Ryan Burton	13	1993
			13	Brad Roser	16	1993
			13	Curt Moenter	16	2002
			13	Xander Jones	14	2008

Complete Games **GP** **Year** **Relief Appearances** **GP** **Year**


10	Ed Curreri	10	1965	25	Greg Kaiser	27	1991
10	Curt Moenter	16	1999	23	Chris Hanrahan	23	1990
9	Al Poirson	10	1945	20	Shaun Burchett	21	2002
8	several times, most recently:			19	Andrew Cox	19	2009
	Tyler Mott	15	2003	18	several times, most recently:		
					Ethan Soderna	18	2019

Consecutive CG **GP** **Year** **Saves** **GP** **Year**


10	Ed Curreri	10	1965	9	Greg Kaiser	27	1991
8	Steve Mitchell	12	1992	5	Chris Hanrahan	23	1990
7	Curt Moenter	16	1999	5	Andrew Cox	19	2009
6	Ryan Burton	13	1993	5	Brandon Segal	18	2011
				4	Tim Hohl	16	1995
				4	JJ. Buckley	10	2013
				4	Brett Kiser	13	2016



TOBY AARON




DAVE JOHNSTON



DAVE REES



MATT FARMWALD



GREG KAISER

Shutouts	GP	Year	Consecutive Shutouts	Year		
5	Ed Curreri	10	1965	3	John Nye	1990
3	John Nye	17	1990			

Consecutive Shutout Innings	Consecutive Innings without allowing earned run		
24.0	John Nye	4g	1990
19.0	Curt Moenter	3g	2000
18.2	Ed Curreri	3g	1965
18.2	Phil Overholt	3g	1965
32.1	Dave Johnston		1959
29.0	Scott Oberschlake		1994
26.0	Phil Overholt		1963

Consecutive Hitless Innings: 12.1 Hank Jones 3g 1986

Innings Pitched	GP	GS	Year
112.1	Hank Jones	25	1986
100.2	Curt Moenter	16	1999
91.1	Matt Farmwald	19	2001
91.1	Tyler Mott	15	2003
87.0	Ed Curreri	10	1965

Strikeouts	Player	Games	IP	Year
129	Nelson Reeves	12	81.1	1950
100	Curt Moenter	16	100.2	1999
97	Curt Moenter	16	85.1	2002
85	Mike Bird	15	82.0	1996
82	Ed Curreri	10	87.0	1965

SO/9 IP	Player	Strikeouts	IP	Year
14.27	Nelson Reeves	129	81.1	1950
11.74	Jim Miller	60	46.0	1989
11.71	Jim Dickey	36	27.2	1958
11.57	John Nye	51	39.2	1988
11.57	Jim Miller	54	42.0	1991

Walks	Player	Games	IP	Year
65	Hank Jones	25	112.1	1986
64	Jim Miller	11	42.0	1991
60	Brad Roser	16	77.1	1993
56	Jim Miller	15	46.0	1989
53	Hank Jones	19	76.1	1985

Walks per 9 IP	Average	Player	Walks	IP	Year
13.71	Jim Miller	64	42.0	1991	
12.76	Jeff Smith	43	30.1	1981	
10.96	Jim Miller	56	46.0	1989	
10.89	Mark Oberholtzer	46	38.0	1984	
10.56	Howard Greenstone	45	38.1	1983	

Fewest walks per 9 IP	Average	Player	Walks	IP	Year
0.48	Tim Zorn	2	37.1	1971	
0.78	Ryan Burton	4	46.0	1994	
1.08	Tyler Mott	11	91.1	2003	
1.35	Phil Overholt	3	20.0	1966	
1.39	Ryan Burton	13	84.1	1993	

Hit Batters	Year		
17	Ty Langenderfer	13g	1997
15	Curt Moenter	13g	2001
15	Chris Punka	13g	2019
14	Brad Roser	16g	1993
14	Curt Moenter	16g	1999
14	Gavin Pulliam	12g	2022


Wild Pitches	Year		
13	Jim Miller	11g	1991
13	Pete Munger	10g	2015
11	Greg Kaiser	27g	1991
11	Todd Knezovich	11g	1991
11	Greg Kaiser	16g	1992
11	Xander Jones	15g	2007
11	J.J. Buckley	11g	2014
11	Charles Cooper	13g	2015
11	Michael Lipscomb	9g	2022

FIELDING	Putouts (by position)		
P	13 Dan Marchetti	12g	1999
C	252 Jason Bogenrife	50g	2000
1B	438 Drew Caravella	52g	2001
2B	111 Jerrell Johnson	48g	2008
3B	45 Mike Smith	42g	1986
SS	87 Mike Royer	43g	1990
OF	128 Sammy Stoner	39g	2023

Assists (by position)	Year		
P	35 Mike Bird	15g	1996
	35 Matt Farmwald	19g	2001
C	43 Mike Milligan	47g	1986
1B	41 A.J. Dote	43g	2007
2B	150 Steve Goodhart	45g	1993
3B	96 Scott Sickmiller	44g	1987
SS	149 Mike Royer	45g	1992
OF	7 Scott Tedder	50g	1986

Errors (by position)	Year		
P	5 Scott Oberschlake	17g	1995
C	12 Seth Duckworth	31g	1988
1B	10 Darren Hitchcock	31g	1989
2B	14 Jamey Ratcliff	45g	1997
3B	21 Sean Vollenweider	38g	2012
SS	32 Scott Walberry	47g	1987
OF	10 Brent Wilkins	47g	2008

Passed Balls	Year		
18	Matt Strasburg	32g	2005
17	Tyler Monaco	31g	2022
16	Seth Duckworth	27g	1987
15	Zack Stiteler	35g	2019
14	Tim Corbin	15g	1984
14	Matt Deskins	13g	2018




TIM ZORN



RYAN BURTON



JERRELL JOHNSON



MIKE ROYER



A.J. DOTE

INDIVIDUAL — CAREER

BATTING

Average	Player	AB	H	Years
.445	Drew Caravella	667	297	1999-2002
.434	Scott Tedder	590	256	1985-88
.423	Bob Foster	241	102	1972-75
.420	Shaun Rice	369	155	2001-02
.413	Steve Goodhart	584	241	1992-95
.403	Mark Senkowitz	325	131	1990-92
.400	Ryan Missler	493	197	1996-98
.399	Joey McDaniel	353	141	2006-08
.399	Canyon McWilliams	331	132	2018-20
.396	Dan Marchetti	495	196	1997-2000
(prior to aluminum bats) (-1974)				
Average	Player	AB	H	Years
.367	John MacIlwaine	183	67	1957-60
.354	Dave Lehman	142	52	1958-61
.326	Dan Biello	172	56	1966-69
.320	Jim Fine	247	79	1961-64

Games Played	Years	At Bats	Years
197	Drew Caravella 1999-2002	751	Joe Loudenslager 2000-03
196	Joe Loudenslager 2000-03	667	Drew Caravella 1999-2002
182	Jason Bogenrife 1998-2001	638	Scott Walberry 1985-88
177	Steve Goodhart 1992-95	615	Greg Justice 1990-93
176	Paul Lashuk 1998-2001	602	Zach Frentsos 2008-11

Runs	Years	Hits	Years
237	Joe Loudenslager 2000-03	297	Drew Caravella 1999-2002
200	Drew Caravella 1999-2002	293	Joe Loudenslager 2000-03
183	Scott Walberry 1985-88	256	Scott Tedder 1985-88
182	Kyle Sherman 2004-07	241	Greg Justice 1990-93
180	Dan Marchetti 1997-2000	241	Steve Goodhart 1992-95

Doubles	Years	Triples	Years
65	Drew Caravella 1999-2002	14	Kyle Sherman 2004-07
60	Joe Loudenslager 2000-03	13	Greg Justice 1990-93
53	Scott Tedder 1985-88	13	Eric Heise 1996-98
49	Scott Govoni 1991-93	12	Zach Frentsos 2008-11
47	Logan Hronis 2006-09	11	Justin Dages 2013-16

Home Runs	Years	Runs Batted In	Years
53	Drew Caravella 1999-2002	293	Drew Caravella 1999-2002
47	Jason Bogenrife 1998-2001	206	Jason Bogenrife 1998-2001
33	Dan Marchetti 1997-2000	197	Joe Loudenslager 2000-03
33	Kyle Sherman 2004-07	176	Scott Tedder 1985-88
30	Joe Loudenslager 2000-03	159	Kyle Sherman 2004-07
29	Shaun Rice 2001-02		
27	Ryan Missler 1996-98		
27	Ty Langenderfer 1995-98		
26	Mark Senkowitz 1990-92		
24	Scott Tedder 1985-88		
22	Eric Heise 1996-98		
22	Devin Van Winkle 2014-17		

Total Bases	Years
531	Drew Caravella 1999-2002
451	Joe Loudenslager 2000-03
410	Jason Bogenrife 1998-2001
399	Scott Tedder 1985-88
374	Kyle Sherman 2004-07

Slugging Percentage

Pct	Player	AB	2B	3B	HR	TB	Years
.796	Drew Caravella	667	65	5	53	531	1999-2002
.786	Shaun Rice	369	36	6	29	290	2001-02
.729	Mark Senkowitz	325	20	4	26	237	1990-92
.718	Jason Bogenrife	571	44	2	47	410	1998-2001
.711	Dan Marchetti	495	43	7	33	352	1997-2000


Walks	Years	Strikeouts	Years
105	Mark Glaser 1988-91	146	Chris McComish 1984-87
104	Brent Weaver 1995-98	122	Devin Van Winkle 2014-17
103	Drew Caravella 1999-2002	105	James Toland 2010-13
102	Mike Milligan 1985-86	98	Ty Langenderfer 1995-98
97	Jason Bogenrife 1998-2001	85	Joe Loudenslager 2000-03

Hit by Pitch	Years	Stolen Bases	Years
39	Paul Lashuk 1998-2001	98	Mark Glaser 1988-91
34	Drew Caravella 1999-2002	56	Scott Tedder 1985-88
33	Mark Glaser 1988-91	52	Scott Walberry 1985-88
29	Eric Heise 1996-98	50	Jeff McClish 1992-95
29	Steve Ruygrok 2007-10	49	James DiBiasio 2009-12

Sacrifice Hits	Years	Sacrifice Flies	Years
23	Zach Frentsos 2008-11	20	Aaron Caputo 2013-16
21	Zach Bott 2010-13	17	Drew Caravella 1999-2002
20	Travis Falk 2000-03	16	Jim Soma 1986-89
16	Gavin Emrich 1996-99	14	Joe Loudenslager 2000-03
16	A.J. Dote 2005-08	13	Steve Goodhart 1992-95
		13	Sean Vollenweider 2011-14

On-base Percentage

Pct	Player	G	PA	AB	H	BB	Years
.529	Drew Caravella	197	823	667	297	103	1999-2002
.514	Mike Milligan	93	383	278	93	102	1985-86
.504	Scott Tedder	171	695	590	256	92	1985-88
.501	Shaun Rice	98	443	369	155	52	2001-02
.496	Mark Senkowitz	115	409	325	131	57	1990-92



DREW CARAVELLA




BOB FOSTER



KYLE SHERMAN



RYAN MISSLER



JOEY MCDANIEL

PITCHING

ERA	Player	G	IP	R	ER	W-L	Years
1.42	Paul Brubaker	20	127.0	36	20	10- 3	1968-70
2.23	Nelson Reeves	20	145.0	58	36	13- 5	1949-50
2.42	Glenn Butterman	16	100.1	44	27	11- 2	1956-58
2.52	Tim Zorn	37	239.0	91	67	17-14	1971-74
2.56	Ed Curreri	22	176.0	71	50	12- 8	1963-66

(since introduction of aluminum bats) (1975-)

2.06	Mike Bird	30	131.1	50	30	13-4	1995-96
2.33	Scott Oberschlake	71	278.0	122	72	29-11	1993-96
2.74	Tim Callahan	15	72.1	32	22	4-3	1977-78
2.77	Tyler Mott	57	276.0	120	85	27-7	2001-04
2.80	Mike Hudy	23	86.2	39	27	10-1	1989-92
2.87	Shawn Conn	56	222.1	118	71	25-5	1997-2000
3.05	Rob Nichols	32	127.0	64	43	13-7	1993-94
3.38	Matt Farmwald	55	197.0	113	74	21-5	2000-02
3.55	Charles Cooper	44	218.1	116	86	15-12	2012-15
3.61	Kyle Stanton	58	199.2	44	34	18-5	1996,98-2000

Wins	Years	Losses	Years
32	John Nye 1987-91	18	Henry Paracchini 1982-85
29	Brad Roser 1992-94	18	John Nye 1987-91
29	Scott Oberschlake 1993-96	15	Pete Munger 2013-16
28	Cleon Webb 1904-06	15	Kevin Zullo 2015-18
27	Curt Moenter 1999-2002	14	Tim Zorn 1971-74
27	Tyler Mott 2001-04	14	Ray Dewhirst 1979-82
		14	Nate Hamilton 1983-86
		14	Matthew Struble 2007-10

Games Pitched	Years	Games Started	Years
71	Scott Oberschlake 1993-96	52	John Nye 1987-91
70	Shaun Burchett 2001-04	43	Curt Moenter 1999-2002
69	John Nye 1987-91	39	Brad Roser 1992-94
63	Dan Marchetti 1997-2000	39	Tyler Mott 2001-04
63	Peter Balyeat 1998-2001	38	Kevin Zullo 2015-18
63	Matthew Struble 2007-10		

Complete Games	Years	Relief Appearances	Years
23	Tim Zorn 1971-74	52	Shaun Burchett 2001-04
22	John Nye 1987-91	48	Peter Balyeat 1998-2001
20	Bill Traster 1974-77	46	Dan Marchetti 1997-2000
19	Scott Oberschlake 1993-96	46	Will Clyne 2014-17
18	David Rees 1968-71	43	Brett Kiser 2014-17

Innings Pitched	Years	Shutouts	Years
328.1	John Nye 1987-91	6	Ed Curreri 1963-66
278.0	Scott Oberschlake 1993-96	6	Scott Oberschlake 1993-96
276.0	Tyler Mott 2001-04	5	John Nye 1987-91
262.0	Curt Moenter 1999-2002	4	Curt Moenter 1999-2002
255.0	Kevin Zullo 2015-18	4	Matthew Struble 2007-10

Strikeouts	Years	Walks	Years
282	Curt Moenter 1999-2002	195	Jim Miller 1988-91
253	John Nye 1987-91	182	John Nye 1987-91
206	Tyler Mott 2001-04	134	Brad Roser 1992-94
196	Nelson Reeves 1949-50	130	Henry Paracchini 1982-85
196	Jim Miller 1988-91	126	Shaun Burchett 2001-04

Strikeouts per 9 IP

Average	Player	Strikeouts	IP	Years
12.17	Nelson Reeves	196	145.0	1949-50
10.91	Jim Miller	196	161.2	1988-91
10.10	Dave Johnston	168	149.1	1959-62
9.71	Jim Dickey	87	80.2	1957-59
9.69	Curt Moenter	282	262.0	1999-2002

Fewest Walks per 9 IP

Average	Player	Walks	IP	Years
1.76	Tyler Mott	54	276.0	2001-04
1.76	Kevin Zullo	50	255.0	2015-18
1.91	Ryan Burton	43	203.0	1991-94
2.32	Kevin Schindler	52	201.1	2009-12
2.41	Tim Zorn	64	239.0	1971-74

Hit Batters	Years	Saves	Years
44	Curt Moenter 1999-2002	10	Greg Kaiser 1989-92
38	Matthew Struble 2007-10	9	Scott Oberschlake 1993-96
32	Tyler Mott 2001-04	8	Brett Kiser 2014-17
31	Chris Punka 2017-20	7	Dan Marchetti 1997-2000
30	Steve Skarsten 2010-12	7	J.J. Buckley 2012-15


Wild Pitches

Years
44
38
32
31
30


FIELDING

Putouts	Years	Assists	Years
1550	Drew Caravella 1999-2002	519	Steve Goodhart 1992-95
1043	A.J. Dote 2005-08	449	Jamie Robinson 1992-95
970	Tim Knezovich 2009-12	433	Mike Royer 1988-92
928	Devin Van Winkle 2014-17	427	Zach Bott 2010-13
853	Jason Bogenrife 1998-2001	377	Dan Marchetti 1997-2000


Errors	Years	Total Chances	Years
80	Scott Walberry 1985-88	1656	Drew Caravella 1999-2002
76	Dave Hollenbaugh 1982-85	1134	A.J. Dote 2005-08
65	Brandon Williams 2003-06	1065	Tim Knezovich 2009-12
59	Jamie Robinson 1992-95	1010	Devin Van Winkle 2014-17
59	Ryan Missler 1996-98	980	Jason Bogenrife 1998-2001




PAUL BRUBAKER



MIKE BIRD



JOHN NYE



MIKE HUDY



SHAUN BURCHETT

TEAM — GAME

BATTING

At Bats

57 at Ohio Northern,
4/22/1905 [16 inn.]
56 at Capital, 3/27/1997

Runs (all-time)

32 vs. Antioch, 4/16/1898

Runs (modern)

30 vs. Rio Grande, 4/8/1998

Runs (7-inning game)

28 vs. St. John Fisher (2),
3/11/2001
28 at Earlham (2), 4/1/2007

Runs, both teams

42 at West Virginia, 4/21/1939
(19-23)
42 vs. Rio Grande, 4/8/1998
(30-12)

Runs, one inning

16 vs. Earlham (1), 4/21/2001
[5th inning]
16 vs. Kenyon (1), 5/2/2015
[8th inning]

Opponent Runs, one inning

13 vs. Michigan, 4/9/1937
[5th inning]
13 at Marietta (1), 4/3/1982
[1st inning]

Runs Batted In

28 vs. Rio Grande, 4/8/1998

Margin of Victory

26 vs. Heidelberg, 5/6/1893
(27-1)

Margin of Victory (shutout)

22 vs. Denison (2), 4/21/1984
(22-0)

TEAM — DOUBLEHEADER

Runs (doubleheader)

45 at Earlham, 4/1/2007
(17-7, 28-3)

Runs Allowed (doubleheader)

45 at Marietta, 4/3/1982
(1-28, 4-17)

Fewest Runs (doubleheader)

1 at Lincoln Memorial,
3/29/1926
1 at Wooster, 5/4/1974
1 at Otterbein, 4/12/1983
1 at Denison, 3/27/2004
1 at Wabash, 3/24/2012
1 at Wooster, 3/20/2021

Margin of Defeat

33 vs. Wooster (2), 4/8/2018
(1-34)

Margin of Defeat (shutout)

21 vs. DePauw (1), 4/27/2019
(0-21)

Hits

31 at Capital, 3/27/1997

Doubles

10 at DePauw, 5/21/1932
10 at Earlham (2), 4/1/2007

Triples

4 vs. Albertus Magnus,
3/10/2014

Home Runs

9 vs. Mount Union (1),
3/13/1998

Home Runs, one inning

4 vs. Oberlin, 4/17/1937
[8th inning]

Total Bases

53 at Earlham (2), 4/1/2007

Walks

14 at Capital (2), 5/5/1981

Intentional Walks

2 vs. Denison (1), 3/28/1998
2 vs. Allegheny, 5/5/2002
2 vs. Lakeland, 3/7/2004
2 vs. Denison (1), 4/15/2007
2 vs. Wooster (2), 3/27/2011
2 at Denison (1), 4/12/2014
2 vs. Kenyon, 5/3/2015
2 vs. Oberlin (2), 4/9/2019

Fewest Runs Allowed (doubleheader)

0 vs. Otterbein, 4/18/1993
0 vs. Denison, 4/23/1994
0 vs. Earlham, 4/1/2000
0 vs. Earlham, 4/18/2004
0 vs. Earlham, 4/6/2008
0 vs. Ohio Christian, 3/1/2014

Margin of Victory (doubleheader)

38 vs. Oberlin, 4/11/1998
(22-4, 20-0)

Margin of Victory (shutout) (doubleheader)

26 vs. Earlham, 4/1/2000
(15-0, 11-0)

Margin of Defeat (doubleheader)

40 at Marietta, 4/3/1982
(1-28, 4-17)

Strikeouts

22 at Ohio Northern, 4/22/1905
[16 inn.]
19 at Ohio State, 5/13/1911
19 at Oberlin, 4/30/1955

Hit by Pitch

6 at Allegheny (2), 4/25/1998
6 vs. Benedictine (2), 3/13/1999
6 vs. Allegheny, 5/12/2000
6 vs. Babson, 3/15/2003
6 vs. Ohio Dominican, 3/31/2004
6 vs. MacMurray, 3/11/2005
6 vs. Earlham (2), 3/26/2006
6 vs. Albion, 3/12/2008
6 vs. Utica, 3/13/2012
6 vs. Ohio Christian (1),
3/1/2014
6 vs. Heidelberg (1), 4/22/2018
6 at Heidelberg, 3/29/2023

Stolen Bases

16 vs. Kenyon, 4/23/1910
12 vs. Wooster, 6/5/1914
12 vs. Baldwin-Wallace,
5/19/1962
12 vs. Eastern Mennonite,
3/9/1994

Sacrifices

5 vs. Wittenberg, 5/13/1961

Sacrifice Flies

4 vs. Worcester, 3/12/2004
4 at Wabash (1), 4/3/2011
4 vs. Nichols (2), 3/11/2016

Runners Left on Base

16 at Marietta, 5/17/1992
16 vs. DePauw (2), 4/6/2014

PITCHING

Innings Pitched

16.0 at Ohio Northern,
4/22/1905
16.0 vs. Marian, 3/13/1990

Runs Allowed

34 vs. Wooster (2), 4/8/2018

Hits Allowed

31 vs. Wooster (2), 4/8/2018

Strikeouts

20 at Kenyon, 5/30/1950
20 vs. Otterbein, 4/10/1958
20 at Centre, 3/19/1989 [11 inn.]

Walks

16 vs. Ohio University,
5/17/1960
16 vs. Otterbein (2), 3/31/1984
16 vs. Indiana State, 3/10/1985

Intentional Walks

4 at Wittenberg (2), 4/2/2006

Hit Batsmen

7 vs. Wooster, 5/4/2012
7 vs. DePauw (1), 4/15/2023

Wild Pitches

7 at Denison (2), 4/23/2022

FIELDING

Double Plays

4 at Western Reserve,
5/28/1921
4 at Wooster, 5/21/1945
4 vs. Marietta, 5/19/1987
4 at Denison, 4/16/2000
4 vs. Wooster, 5/5/2006
4 vs. Otterbein, 4/24/2009
4 vs. Arcadia, 3/12/2018
4 vs. Bridgewater St., 3/9/2020

Triple Plays

1 at Otterbein (2), 5/1/1988
1 vs. Marian, 3/10/1992
1 vs. Capital (2), 3/22/1998
1 at Case Reserve (1), 4/4/1998
1 vs. Rhode Island College (1),
3/17/2000
1 vs. Denison, 5/9/2003
1 vs. Carroll, 3/8/2004
1 vs. John Carroll, 3/20/2005

Opponent Double Plays

5 vs. Mount Vernon
Nazarene, 4/10/1998

Opponent Triple Plays

1 at Ohio Northern, 5/23/1922
1 vs. Denison, 4/18/1951
1 at Ohio State, 5/4/1989
1 vs. Wooster, 5/14/1998

Putouts

48 at Ohio Northern, 4/22/1905
[16 inn.]
48 vs. Marian, 3/13/1990
[16 inn.]

Assists

34 vs. Marian, 3/13/1990
[16 inn.]
24 vs. Case, 5/2/1903
[10 inn.]
22 vs. Notre Dame (Ind.),
6/5/1903
21 vs. Rose-Hulman, 5/16/1996
21 vs. John Carroll, 3/24/2010
[10 inn.]
21 vs. Ohio Christian (2), 4/4/2015
21 vs. Ohio Northern, 4/12/2018

Errors

15 at West Virginia, 4/22/1939
15 vs. Ohio University, 4/30/1940

Opponent Errors

13 vs. Wooster, 5/10/1918

Passed Balls

4 at Ohio State, 5/8/1946

TEAM — SEASON

BATTING

Average		
.397	46g	1998
.380	45g	1997
.372	53g	2001
.371	51g	2000
.360	45g	1992
(pre-aluminum bats) (-1974)		
.302	12g	1958
.296	15g	1956
.287	12g	1969
.280	17g	1950
.271	14g	1959

Runs		
548	53g	2001
per game		
11.2	513/46g	1998

Hits		
664	53g	2001
per game		
13.20	607/46g	1998

Doubles		
140	53g	2001
per game		
2.67	123/46g	1998

Triples		
21	43g	2007
per game		
0.64	9/14g	1959

Home Runs		
84	46g	1998
per game		
1.83	84/46g	1998

Total Bases		
1061	53g	2001
per game		
22.8	1012/46g	1998

Slugging Percentage		
.662	46g	1998

Runs Batted In		
506	53g	2001
per game		
10.1	465/46g	1998

Walks		
242	53g	2001
per game		
5.67	102/18g	1967

Strikeouts		
267	53g	2001
per game		
9.11	164/18g	1967

Hit by Pitch		
81	51g	2000
per game		
1.59	81/51g	2000

On-base Percentage		
.474	46g	1998

Stolen Bases		
106	41g	2015
per game		
2.85	37/13g	1951
percentage		
.845	(87/103)	2002

Sacrifice Hits		
44	48g	2008
Sacrifice Flies		
37	48g	2002

PITCHING		
Lowest ERA		
1.35	12g	1969
1.52	18g	1965
2.45	10g	1966
2.61	19g	1974
2.66	11g	1970
(since aluminum bats) (1975-)		
2.82	43g	1994
3.14	14g	1977
3.26	48g	2002
3.38	45g	1995
3.42	51g	2000

Highest ERA		
9.71	29g	1981
8.74	38g	2022
7.61	31g	1984
7.37	33g	1983
6.98	18g	1980
(pre-aluminum bats) (-1974)		
6.61	11g	1960
5.89	18g	1967
5.53	12g	1952
5.44	17g	1954
4.32	15g	1964

Complete Games		
25	45g	1992

Innings Pitched		
413.2	53g	2001

Shutouts		
8	18g	1965
8	43g	1994

Consecutive Shutouts		
4		1965

Saves		
11	43g	2016

Strikeouts		
345	53g	2001
per game		
9.64	135/14g	1957
per 9 IP		
9.82	135/123.2	1957

Fewest Strikeouts		
56	11g	1960
per game		
3.58	118/31g	1983
per 9 IP		
4.52	84/167.0	1975

Walks		
256	43g	1991
per game		
6.38	83/13g	1951
per 9 IP		
7.32	190/233.1	1983

Fewest Walks		
32	10g	1966
per game		
2.42	104/43g	1994
per 9 IP		
2.69	46/154.0	1965

Hit Batters		
75	38g	2022

Wild Pitches		
56	41g	2015

FIELDING		
Double Plays		
50	50g	1999

Triple Plays		
2	46g	1998

Errors		
114	40g	2017
per game		
4.67	56/12g	1952

Fewest Errors		
19	12g	1961
per game		
1.29	22/17g	1962

Passed Balls		
24	39g	2018

Fielding Percentage		
.966	17g	1962
.9619	43g	1994
.9616	12g	1969
.9598	48g	2008
.9592	50g	1999

Lowest Fielding Percentage		
.886	12g	1952
.900	29g	1981
.901	21g	1975
.903	17g	1954
.908	31g	1984

VICTORIES

Wins		
42	51g	2000
41	53g	2001
37	45g	1995
36	47g	1998
35	43g	1994
35	48g	2002

Losses		
28	38g	2022
26	44g	1985
26	39g	2014
26	40g	2017
25	33g	1983

Winning Percentage		
1.000	(12-0)	1958
.917	(11-1)	1969
.867	(13-2)	1902
.824	(42-9)	2000
.822	(37-8)	1995

VICTORY RECORDS

Consecutive Wins

22	1998
15	1992
15	2000
14	1993
14	1999

Consecutive Wins, Start of Season

22	1998
12 (entire season)	1958
9	2002
9	2005
8	1909
8	1957

Conference Wins

20	1992
18	1986
18	1990
17	1995
15	1987
15	1994
15	1996
15	2000

Consecutive Conference Wins

19	1992-93 (11+8)
15	1994-95 (5+10)
15	2000
14	1990-91 (9+5)
14	1989

Consecutive Conference Wins, One Season

15 (entire season)	2000
14	1989
12	1999
11 (entire season)	1958
11	1992

Consecutive Conference Wins, Start of Season

15 (entire season)	2000
14	1989
12	1999
11 (entire season)	1958
8	1916
8	1957
8	1993

Consecutive Home Wins

25	1955-58 (3+7+8+7)
25	1994-95 (16+9)
21	1992-93 (10+11)
16	1994
16	1999-2000 (4+12)

Consecutive Home Wins, One Season

16	1994
12	1996
12	2000
12	2002
11	1993
11	1995

Consecutive Home Wins, Start of Season

12	2000
12	2002
11	1993
10	1989
10	1999

Consecutive Road Wins

11	1926-27 (6+5)
9	1994-95 (4+5)
9	2001
8	1992
7	1936-37 (1+6)
7	2005

Consecutive Road Wins (including neutral site games)

15	1998
12	2001
11	1926-27 (6+5)
9	2000
9	2001
9	2002

Consecutive Road Wins, One Season

9	2001
8	1992
7	2005
6	1926
6	1937
6	1987
6	1989
6	1991
6	1999
6	2003
6	2007
6	2011

Consecutive Road Wins, One Season (including neutral site games)

15	1998
12	2001
9	2000
9	2002
8	2001

Consecutive Road Wins, Start of Season

6	1937
5	1927
5	1958
5	1965
5	1994
5	1995

Consecutive Road Wins, Start of Season (including neutral site games)

15	1998
9	2002
8	2005
7	1994
6	1937
6	1995

Consecutive Losses

14	2014
13	1983-84 (5+8)
13	2021
11	1920-21 (3+8)
11	1978
10	2017-18 (8+2)

Consecutive Losses, Season

14	2014
13	2021
11	1978
8	1921
8	1925
8	1948
8	1983
8	1984
8	2017
8	2022

Consecutive Losses, Start of Season

11	1978
8	1921
8	1948
8	1984
7	1929

Conference Losses

15	2022
14	2021
13	1976
13	2014
13	2017
11	2013

Consecutive Conference Losses

12	2019-21 (1+0+11)
11	1978-79 (3+8)
9	1920-21 (3+6)
9	2022
8	1972-73 (4+4)

Consecutive Conference Losses, One Season

11	2021
9	2022
8	1979
7	1925
6	1921
6	1929
6	1935
6	1984
6	2017

Consecutive Conference Losses, Start of Season

11	2021
8	1979
6	1921
6	1929
5	1954
5	1978

Consecutive Home Losses

11	2014
7	1926-27 (2+5)
6	1982
6	2021
5	1920-21 (1+4)
5	1925
5	1948
5	1967-68 (3+2)

Consecutive Home Losses, One Season

11	2014
6	1982
6	2021
5	1925
5	1927
5	1948

Consecutive Home Losses, Start of Season

11	2014
5	1925
5	1927
5	1948
4	1921

Consecutive Road Losses

11	1939-40 (9+2)
11	1983-84 (6+5)
11	1984-85 (8+3)
10	1919-21 (3+3+4)
10	1978

Consecutive Road Losses (including neutral site games)

14	1983
14	1983-84 (6+8)
12	1984-85 (8+4)
11	1939-40 (9+2)
11	2021-22 (1+10)

Consecutive Road Losses, One Season

10	1978
9	1939
9	1983
9	2021
8	1984

Consecutive Road Losses, One Season (including neutral site games)

14	1983
10	1978
10	2022
9	1939
9	2021

Consecutive Road Losses, Start of Season

10	1978
9	2021
7	1955
7	1980
6	1929
6	1938
6	1981
6	1982

Consecutive Road Losses, Start of Season (including neutral site games)

10	1978
10	2022
9	2021
8	1984
7	1955
7	1980

Consecutive Winning Seasons

27	1986-2012
4	1941-44
3	1897-99
3	1904-06
3	1908-10
3	1914-16
3	1956-58
3	1960-62

Consecutive Non-Losing Seasons

27	1986-2012
9	1908-16
6	1894-99
4	1889-92
4	1941-44

Consecutive Losing Seasons

8	1978-85
4	1952-55
4	1970-73

Consecutive Non-Winning Seasons

8	1978-85
7	2017-23
5	1927-31
5	1951-55

Consecutive Conference Titles

2	2000-01
2	2007-08

BISHOP BATTING AND PITCHING LEADERS 1928-2023

YEAR	AVERAGE	HOME RUNS	RUNS BATTED IN	YEAR	WINS	EARNED RUN AVG	STRIKEOUTS
1928				1928	Earle Mesimore.....	4	
1929		Farr, Reger.....	1	1929	Frank Abbey.....	2	
1930				1930	Vezie, Wilke.....	3	
1931				1931	James Vezie.....	4	
1932				1932	James Vezie.....	7	
1933	George Munson.....	409		1933	James Hoff.....	3	
1934				1934	Canter, Hoff.....	3	
1935				1935	Art Thomas.....	3	
1936				1936	Art Thomas.....	8	
1937				1937	Hulsbeck, Thomas.....	6	
1938	Roger Lockwood.....	325		1938	Donchess, Fisher.....	1	
1939	Jack Buttermore.....	365	Les Michael.....	1939	Preston Fisher.....	2	
1940	Joe Cervellini.....	326	Baroody, Grigsby.....	1940	Steve Donchess.....	2	
1941	Bill Trutner.....	388	Al Betzel.....	1941	Abe Leonard.....	6	
1942	Merwyn Munroe.....	382	Merwyn Munroe.....	1942	Abe Leonard.....	4	
1943	Richard Kalal.....	400	Norman Schweickart.....	1943	Heisler, Skrocki.....	2	
1944	Dick Marshall.....	347	Marshall, Sanborn.....	1944	Bob Estep.....	5	Earl Peterson.....
1945	Frank Jenkins.....	341	Dave Little.....	1945	Al Poirson.....	4	Al Poirson.....
1946	Bob Brown.....	375	5 with.....	1946	Al Poirson.....	5	Reggie Brooks.....
1947	Bob Chapple.....	329		1947	Reggie Brooks.....	6	Reggie Brooks.....
1948		Bob Brown.....	2	1948	Reggie Brooks.....	3	
1949	Bill Bennett.....	433	Campbell, Urbanowicz.....	1949	Nelson Reeves.....	5	Russ Ramsey.....
1950	Nelson Reeves.....	385	Chuck Campbell.....	1950	Nelson Reeves.....	8	Nelson Reeves.....
1951	John Ford.....	451	John Ford.....	1951	John Peckinpaugh.....	3	Dick Gordin.....
1952	Hayden Buckley.....	360	Paul Kisseberth.....	1952	Dave Kraft.....	4	Dave Kraft.....
1953	Carl Peggs.....	303	Hancher, Kisseberth.....	1953	Dick Jordan.....	2	Dave Kraft.....
1954	Diamond Economy.....	364	4 with.....	1954	Fred Carlisle.....	2	Fred Carlisle.....
1955	Jack Barney.....	393	Baynum, Hibbits.....	1955	Dale Denny.....	4	Cliff Aikens.....
1956	Jack Barney.....	333	Dick Rebillard.....	1956	Glenn Butterman.....	4	Glenn Butterman.....
1957	John MacIwaine.....	400	3 with.....	1957	Aikens, Dickey.....	5	Jim Dickey.....
1958	John MacIwaine.....	404	Glenn Butterman.....	1958	Glenn Butterman.....	7	Jim Dickey.....
1959	Dave Lehman.....	417	Olson, Williams.....	1959	Dave Johnston.....	3	Dave Johnston.....
1960	Bob Olson.....	395	John MacIwaine.....	1960	3 with.....	2	Toby Aaron.....
1961	George Morris.....	417	Don Gerosa.....	1961	Dave Johnston.....	4	Toby Aaron.....
1962	George Morris.....	339	Chuck Shaffer.....	1962	Toby Aaron.....	5	Dave Johnston.....
1963	Dave Neeley.....	365	4 with.....	1963	Bastian, Overholt.....	2	Chris Bastian.....
1964	Ed Curreri.....	429	Dave Cook, Jim Fine.....	1964	Roger Fisher.....	3	Ken Aldrich.....
1965	Norm Neeley.....	317	Ed Curreri.....	1965	Ed Curreri.....	8	Ed Curreri.....
1966	Tom Rutherford.....	381	Dave Cook.....	1966	Ed Curreri.....	4	Phil Overholt.....
1967	Dave Brown.....	348	Phil Ahrens.....	1967	Bill Byrne.....	2	Bill Byrne.....
1968	Jim Scarfpin.....	276	Jim Scarfpin.....	1968	Dave Rees.....	3	Paul Brubaker.....
1969	Dan Biello.....	526	1969	Brubaker, Rees.....	5	Dave Rees.....
1970	Paul Brubaker.....	342	Steve Chase.....	1970	Paul Brubaker.....	3	Paul Brubaker.....
1971	Chuck Moore.....	338	Griffin, Mickler.....	1971	Dave Rees.....	4	Tim Zorn.....
1972	Bob Foster.....	500	Chase, Pace.....	1972	Tim Zorn.....	5	Keith Hill.....
1973	John MacKellar.....	436	Jolley, Pace, Zorn.....	1973	Tim Zorn.....	5	Tim Zorn.....
1974	Bob Foster.....	407	Don O'Toole.....	1974	Tim Zorn.....	5	Bill Traster.....
1975	Bob Foster.....	464	John MacKellar.....	1975	Bill Traster.....	7	Bob Chaffee.....
1976	Byron Choka.....	347	Goodson, MacKellar.....	1976	Kevin Thornhill.....	4	Brian Rosenfeld.....
1977	Phil Adkinson.....	431	Adkinson, Kirk.....	1977	Bill Traster.....	6	Tim Callahan.....
1978	Phil Kirk.....	392	Kirk, Sanders.....	1978	Tim Callahan.....	2	Tim Callahan.....
1979	Ken Boulter.....	349	Kirk, Scanlan.....	1979	Steve Willett.....	2	Steve Willett.....
1980	Sam Taylor.....	400	Victor Frank.....	1980	Guy Herrmann.....	2	Guy Herrmann.....
1981	Steve Anderson.....	364	Steve Anderson.....	1981	Dewhirst, Jeff Smith.....	2	Brian Jackson.....
1982	Fody Frentos.....	357	Fody Frentos.....	1982	Dewhirst, Long.....	4	Jeff Long.....
1983	Dave Hollenbaugh.....	327	Dave Hollenbaugh.....	1983	Henry Paracchini.....	4	Steve Ashmore.....
1984	Chris McComish.....	365	Eric DiMartino.....	1984	Steve Ashmore.....	3	Mark Oberholtzer.....
1985	Scott Tedder.....	439	Milligan, Warnimont.....	1985	Hank Jones.....	6	Henry Paracchini.....
1986	Scott Tedder.....	438	Brad Warnimont.....	1986	Hank Jones.....	15	Hank Jones.....

1987	Scott Tedder.....	411	Scott Walberry.....	13	Scott Tedder.....	52	1987	Scott Hall.....	7	Doug Banbury.....	3.52	John Nye.....	53
1988	Scott Tedder.....	455	Jim Soma.....	7	Jim Soma.....	45	1988	Jim Stenson.....	8	John Nye.....	2.72	John Nye.....	51
1989	Jim Soma.....	447	Jim Soma.....	4	Jim Soma.....	37	1989	John Nye.....	8	John Nye.....	3.59	Jim Miller.....	60
1990	Greg Justice.....	373	Mark Senkowitz.....	6	Mark Senkowitz.....	38	1990	John Nye.....	9	Chris Hanrahan.....	2.72	John Nye.....	66
1991	Greg Justice.....	387	Steve Mitchell.....	10	Steve Mitchell.....	46	1991	Steve Mitchell, Nye.....	5	Greg Kaiser.....	3.80	Jim Miller.....	54
1992	Mark Senkowitz.....	511	Mark Senkowitz.....	12	Scott Govoni.....	48	1992	Mike Hudy, Roser.....	9	Steve Mitchell.....	3.38	Brad Roser.....	71
1993	Greg Justice.....	408	Scott Govoni.....	10	Scott Govoni.....	73	1993	Brad Roser.....	10	Ryan Burton.....	2.45	Brad Roser.....	63
1994	Steve Goodhart.....	449	Si Kille.....	4	Steve Goodhart.....	40	1994	Oberschlake, Roser.....	10	Scott Oberschlake.....	1.63	Brad Roser.....	55
1995	Steve Goodhart.....	404	Steve Goodhart.....	9	Steve Goodhart.....	53	1995	Scott Oberschlake.....	9	Josh England.....	2.30	Scott Oberschlake.....	72
1996	Eric Heise.....	344	Aaron Missler.....	7	Aaron Missler.....	43	1996	Scott Oberschlake.....	8	Mike Bird.....	1.65	Mike Bird.....	85
1997	Brent Weaver.....	455	Ty Langenderfer.....	10	Ryan Missler.....	52	1997	Josh England.....	8	Josh England.....	4.28	Ty Langenderfer.....	57
1998	Ryan Missler.....	485	Ryan Missler.....	14	Ryan Missler.....	66	1998	Keith Stried.....	6	Shawn Conn.....	2.20	Dan Marchetti.....	49
1999	Dan Marchetti.....	360	Jason Bogenrife.....	12	Jason Bogenrife.....	56	1999	Curt Moenter.....	11	Shawn Conn.....	2.89	Curt Moenter.....	100
2000	Drew Caravella.....	439	Jason Bogenrife.....	18	Drew Caravella.....	75	2000	Conn, Marchetti, Stanton.....	8	Shawn Conn.....	2.82	Kyle Stanton.....	69
2001	Drew Caravella.....	447	Drew Caravella.....	16	Drew Caravella.....	82	2001	Matt Farmwald.....	12	Matt Farmwald.....	3.15	Matt Farmwald.....	63
2002	Drew Caravella.....	534	Shaun Rice.....	18	Drew Caravella.....	89	2002	Curt Moenter.....	9	Tyler Mott.....	2.43	Curt Moenter.....	97
2003	Tyler Mott.....	408	Joe Loudenslager.....	10	Tyler Mott.....	57	2003	Tyler Mott.....	12	Tyler Mott.....	2.07	Tyler Mott.....	51
2004	Tyler Mott.....	353	Andy Busch.....	7	Kyle Sherman.....	33	2004	Adam Dunn.....	7	Tyler Mott.....	2.81	Mott, Krieger.....	38
2005	Adam Toney.....	412	Kyle Sherman.....	10	Sammy Hall.....	38	2005	Michael Krieger.....	6	Xander Jones.....	4.12	Michael Krieger.....	59
2006	A.J. Dote.....	470	Kyle Sherman.....	10	A.J. Dote.....	54	2006	Dunn, Speed, Krieger.....	6	Sean Speed.....	2.64	Michael Krieger.....	57
2007	Joey McDaniel.....	445	Kyle Sherman.....	10	A.J. Dote.....	45	2007	Sean Ring.....	8	Xander Jones.....	4.25	Xander Jones.....	69
2008	Logan Hronis.....	392	Dote, Wilkins.....	4	Logan Hronis.....	37	2008	Sean Speed.....	8	Sean Speed.....	3.24	Xander Jones.....	53
2009	Zach Frentsos.....	409	Logan Hronis.....	5	Logan Hronis.....	35	2009	Matthew Struble.....	6	Eric Livingston.....	3.22	Mason Farr.....	52
2010	Zach Frentsos.....	424	Tim Knezovich.....	7	Tim Knezovich.....	41	2010	Mason Farr.....	5	Mason Farr.....	4.53	Matthew Struble.....	41
2011	Zach Frentsos.....	377	Tim Knezovich.....	6	Zach Frentsos.....	39	2011	Kevin Schindler.....	7	Eric Livingston.....	2.95	Mason Farr.....	40
2012	Tim Knezovich.....	333	James Toland.....	4	Nathan Strome.....	30	2012	Sega, Skarsten.....	5	Charles Cooper.....	1.89	Charles Cooper.....	49
2013	Sean Vollenweider.....	377	Zach Bott.....	4	Zach Bott.....	24	2013	Cooper, Sega.....	4	Charles Cooper.....	2.95	Charles Cooper.....	41
2014	Aaron Strausbaugh.....	359	Aaron Caputo.....	2	Sean Vollenweider.....	34	2014	Adkins, Cooper, Hock.....	3	Greg Hock.....	3.47	J.J. Buckey.....	55
2015	Michael Blatchford.....	407	Devin Van Winkle.....	8	Devin Van Winkle.....	47	2015	Kevin Zullo.....	7	Kevin Zullo.....	3.52	Charles Cooper.....	49
2016	Tyler Flaherty.....	385	Devin Van Winkle.....	6	Aaron Caputo.....	46	2016	Ryan Moss.....	8	Pete Munger.....	3.44	Moss, Munger.....	40
2017	Michael Blatchford.....	362	Devin Van Winkle.....	8	Devin Van Winkle.....	34	2017	Kevin Zullo.....	4	Kevin Zullo.....	4.31	Kevin Zullo.....	37
2018	Michael Blatchford.....	430	Blatchford, Sala.....	4	Canyon McWilliams.....	45	2018	Kevin Zullo.....	5	Justin Grubb.....	4.11	Kevin Zullo.....	59
2019	Canyon McWilliams.....	392	Johnson, McWilliams.....	5	Canyon McWilliams.....	38	2019	4 with.....	3	Ethan Soderna.....	5.21	Chris Punka.....	44
2020	Antle, Spranger.....	370	Canyon McWilliams.....	2	Austin Harper.....	9	2020	Chris Punka.....	2	Ethan Soderna.....	0.75	Ethan Soderna.....	15
2021	Davis Graham.....	368	D.J. Neff.....	6	Davis Graham.....	19	2021	Ryan Ebeling.....	3	Ethan Soderna.....	4.40	Ethan Soderna.....	44
2022	Luigi Russo.....	352	Neff, Russo.....	6	D.J. Neff.....	32	2022	Gavin Pulliam.....	3	Jason Monos.....	4.47	Gavin Pulliam.....	36
2023	Zane Vitense.....	418	D.J. Neff.....	5	Edrick Padilla.....	37	2023	Parker Tomlin.....	5	Parker Tomlin.....	4.86	Parker Tomlin.....	46



Scott Tedder led the Bishops in batting for 4 straight seasons.

BRANCH RICKEY



Branch Rickey, a 1904 Ohio Wesleyan graduate, was named the most influential figure of the 20th century in sports by ESPN. The voting was done by a panel of 48 journalists, historians, observers and administrators as part of ESPN's SportsCentury documentary series. The series included programs on the 50 greatest North American athletes, as well as shows on the greatest coaches, games,

dynasties and influential people of the century.

Then president and general manager of the Brooklyn Dodgers, Rickey decided that in order for baseball to be truly "the national pastime," a long tradition of whites-only would have to be broken. With some help and cooperation from baseball commissioner A.B. "Happy" Chandler and, eventually, the other Brooklyn players, Rickey and Jackie Robinson made history by integrating the long-segregated game.

Rickey's experiences more than 40 years earlier at Ohio Wesleyan foreshadowed his promotion of Robinson.

After playing at Ohio Wesleyan in 1901-02, Rickey signed a professional contract. Thus ineligible to play further, Rickey became the University's baseball coach while still a student. On his team beginning in the 1903 season was Charles Thomas, a Black student from Zanesville, Ohio, and one of the first Blacks in college baseball.

During that season, Thomas was denied lodging at a hotel in South Bend, Ind. Rickey was able to convince the hotel manager to allow Thomas to stay in his room as an unregistered guest, but the event — and the sight of Thomas sitting on the bed weeping — were burned into his memory and proved to be his inspiration in Brooklyn.

Born in a farming community in southern Ohio, Rickey had a strong interest in sports, academics, and business — but his moral and religious beliefs always came first. He put his baseball career in jeopardy by refusing to play for the Cincinnati Reds on Sundays. In later years, he stipulated in his contracts as a manager, general manager, and president that he would not manage or even be in the ballpark on Sundays — all to honor a promise he made his mother before signing his first professional playing contract years before.

While still playing professional baseball in the summers, he returned to Ohio Wesleyan to coach and teach for several years before returning full-time to major league front offices. Rickey also was credited with developing the farm system of minor league teams while with the St. Louis Cardinals in the 1920s and 1930s and pioneering the use of batting helmets while with the Pittsburgh Pirates in the 1950s. After his stint with the Pirates, his plans to begin a third major league helped prompt the first expansion of Major League Baseball.

Rickey's dedication to Ohio Wesleyan was a lifetime commitment. He frequently returned to Delaware and served as a lifetime trustee. At the time of his death in 1965, he was national chairman of the University's capital campaign.

As one measure of its gratitude, Ohio Wesleyan named its new sports facility the Branch Rickey Physical Education Center, dedicated to his memory in 1976.



Branch Rickey signs Jackie Robinson to a contract with the Brooklyn Dodgers.

CHARLES THOMAS



Ohio Wesleyan celebrates the courage, character, and life of Charles Thomas.

Thomas, a Black student from Zanesville, Ohio, played fullback on OWU's football team and was a standout catcher on the baseball team for three years (1903-05). He was the only Black man on either team, and he repeatedly faced racism. OWU's student newspaper, *The Transcript*, notes

instances when the integrated OWU team was turned away from opponents' fields and when opponents forfeited games at OWU rather than play with a Black man on the field. Throughout his OWU career, Thomas met racial hatred and slurs with dignity.

One particular incident changed the life of Branch Rickey, Class of 1904. A fellow member of the football team who had been named student-coach of the baseball team in 1903, Rickey convinced "Tommy," as he was known, to join the baseball team. During a road trip to play Notre Dame that year, Thomas was denied lodging at a hotel in South Bend, Ind. Rickey convinced the hotel manager to allow Thomas to stay in his room as an unregistered guest, but the event — and the


sight of Thomas sitting on the bed weeping — were burned into his memory and served as his inspiration in signing Jackie Robinson to a contract with the Brooklyn Dodgers more than 40 years later.

In 1958, Thomas recalled his friendship with Rickey: "From the first day I entered OWU, Rickey took a special interest in my welfare. I think I was the first Negro player on its teams, and some fellows didn't welcome me any too kindly, but there was no open opposition.

"I always felt that Branch set them straight. During the three years that I was at OW, no man could have treated me better. When we went on our trips, Rickey was the first one to see if I was welcome in the hotel where we were to stop. On several occasions, he talked the manager into letting me occupy a double room with him and his roommate, Barney Russell."

On the field, Thomas compiled a .321 batting average over his three-year career at OWU and was a defensive stalwart behind the plate, at first base, or in centerfield. *The Transcript* noted, "more than one game has been won by Thomas' timely mitting. He knows the game, and plays it in a cool-headed manner." The writer said Thomas and top pitcher Cleon Webb formed "the best all-around college battery in the state."



Charles Thomas studied dentistry at what is now The Ohio State University, graduating in 1908. He practiced in St. Louis before moving to Albuquerque, New Mexico, as one of the first two Black dentists in the state. He practiced there for 40 years and kept in contact with his friend and fellow alumnus Branch Rickey until Rickey died in 1965. Dr. Thomas died in 1971.



The 1904 Ohio Wesleyan baseball team. Charles Thomas is at the center of the second row, and coach Branch Rickey is at the right of the second row.
(Charles Thomas image courtesy of Jay Sokol)

BISHOPS IN THE PROS

PLAYER/MANAGER	ORGANIZATION(S)	YEAR(S)
Phil Saylor	Philadelphia Phillies	1891
Jimmy Slagle	Pittsburgh Pirates	1898
	Washington Senators	1899
	Philadelphia Phillies	1900-01
	Boston Beaneaters	1901
	Chicago Cubs	1902-08
Branch Rickey	Cincinnati Reds	1902-03
	Chicago White Sox	1904
	St. Louis Browns	1905-06
	New York Highlanders	1907
	St. Louis Browns	1913-15
	St. Louis Cardinals	1919-25
Cleon "Lefty" Webb	Pittsburgh Pirates	1910
John Potts	Cleveland Green Sox (Federal League)	1913
	Kansas City Packers (Federal League)	1914
Howard Freigau	St. Louis Cardinals	1922-25
	Chicago Cubs	1925-27
	Brooklyn Robins	1928
	Boston Braves	1928
	St. Louis Cardinals	1924
Maurice Howe	St. Louis Cardinals	1933-34
Red Munson	St. Louis Cardinals	1941
Les Michael	New York Giants	1947-48
Richard "Dusty" Rhodes	Cleveland Indians	1949
	Philadelphia Athletics	1957-65
Tom Butters	Pittsburgh Pirates	1959-65
Bill Hands	San Francisco Giants	1966-72
	Chicago Cubs	1973-74
	Minnesota Twins	1975
	Texas Rangers	1956-60
Buck Rodgers	Detroit Tigers	1960-69
	Los Angeles/California Angels	1980-82
	Milwaukee Brewers	1985-91
	Montreal Expos	1991-94
	California Angels	1981
Steve Anderson	New York Yankees	1985-86
Mark Oberholtzer	Pittsburgh Pirates	1988-94
Scott Tedder	Chicago White Sox	1994
	Chicago Cubs	1995
	Cleveland Indians	1991-92
Jim Miller	Cincinnati Reds	1992-95
Mark Senkowitz	Boston Red Sox	1995-97
Steve Goodhart	Cincinnati Reds	2000-02
Dan Marchetti	Baltimore Orioles	2000-01
Kyle Stanton	New York Yankees	2002
	Cincinnati Reds	2003
	Colorado Rockies	2002
Drew Caravella	Detroit Tigers	2002
Andy Busch	San Francisco Giants	2004-06



LEFT TO RIGHT:
 JIM MILLER,
 MARK OBERHOLTZER,
 MARK SENKOWITZ,
 SCOTT TEDDER.

2024 Ohio Wesleyan Baseball

BISHOP ALL-AMERICANS

ALL-AMERICANS

GEORGE MORRIS

1961 Helms Foundation All-America

A slick-fielding first baseman, Morris was a Helms Foundation All-America selection during his junior season of 1961. Morris had a team-leading .417 batting average and a team-high 15 hits in helping the Bishops win their second Ohio Athletic Conference championship in 4 years. He was a first-team All-OAC selection that season and again after his senior season of 1962. Morris was elected to the Ohio Wesleyan Hall of Fame in 1982.




Year	AVG	G	AB	R	H	2B	3B	HR	RBI	SB
1959	.186	11	43	7	8	0	0	0	1	0
1960	.256	11	39	2	10	2	0	0	5	3
1961	.417	12	36	10	15	1	1	1	7	3
1962	.339	17	56	19	19	4	1	0	9	12
Career	.299	51	174	38	52	7	2	1	22	18

STEVE ANDERSON

1981 ABCA 2nd-team All-America

Anderson started his Bishop career as an infielder, but his strong arm convinced the Bishop coaching staff to move him behind the plate. He went on to earn second-team Division III All-America and All-Ohio Athletic Conference honors as a senior in 1981 after leading the Bishops in 9 offensive categories. He was named the Bishops' MVP that season. Anderson signed with the New York Yankees' organization.




Year	AVG	G	AB	R	H	2B	3B	HR	RBI	SB
1978	.231	13	52	2	12	1	1	1	10	1
1979	.095	10	21	2	2	0	0	0	0	1
1980	.293	17	58	7	17	6	1	0	5	2
1981	.364	28	88	22	32	3	3	5	23	9
Career	.288	68	219	33	63	10	5	6	38	13

HANK JONES

1986 ABCA 3rd-team All-America

Jones transferred to Ohio Wesleyan from Southeastern Oklahoma Junior College and immediately established himself as the workhorse of the pitching staff. The lefthander won a team-high 6 games as a junior in 1985 and led the nation with 15 wins as a senior. He highlighted 1986 with a 7-inning no-hitter against Walsh and a weekend series against Case Reserve in which he recorded 3 wins in 4 games in less than 30 hours. Jones finished his career as Ohio Wesleyan's all-time wins leader.



Year	W-L	ERA	G	GS	IP	H	R	ER	SO	BB
1985	6-9	5.42	19	10	76.1	65	59	46	81	53
1986	15-4	3.53	25	16	112.1	88	60	44	72	65
Career	21-13	4.29	44	26	188.2	153	119	90	153	118

SCOTT TEDDER

1988 ABCA 1st-team All-America

Tedder capped his Bishop career by becoming Ohio Wesleyan's first 2-sport first-team All-America athlete. He was a 4-time first-team All-North Coast Athletic Conference pick as an outfielder and was a 2-time first-team All-America choice as a basketball wing. Tedder led the Bishops in batting and finished among the top 3 in the NCAC in all 4 seasons, winning a league batting crown in 1987. He set almost every Ohio Wesleyan season and career offensive record and also pitched occasionally during his first 3 seasons. Tedder was drafted by the Cleveland Indians in 1987 and by the Chicago White Sox in 1988. He played in the White Sox' and Cubs' farm systems for 7 seasons.




Year	AVG	G	AB	R	H	2B	3B	HR	RBI	SB
1985	.439	43	157	38	69	11	2	2	34	17
1986	.438	50	169	52	74	14	3	7	56	19
1987	.411	47	163	49	67	20	2	10	52	10
1988	.455	31	101	38	46	8	2	5	34	10
Career	.434	171	590	177	256	53	9	24	176	56

JIM SOMA

1989 ABCA 3rd-team All-America

Soma, a teammate of Tedder's for 3 years both at Whitehall High School and Ohio Wesleyan, picked up the Bishop offense where Tedder left off. As a senior in 1989, Soma led the league in batting in helping the Bishops to their second NCAC title. Soma was a 4-time All-NCAC pick and finished his career ranked third on the all-time Bishop batting list. He set a Bishop record with a 26-game hitting streak during the 1988 and 1989 seasons.



Year	AVG	G	AB	R	H	2B	3B	HR	RBI	SB
1986	.359	44	128	37	46	11	0	4	31	4
1987	.270	47	159	26	43	9	1	1	36	1
1988	.442	39	120	28	53	9	2	7	45	3
1989	.447	30	103	26	46	8	1	4	37	5
Career	.369	160	510	117	188	37	4	16	149	13

MIKE HUDY

1992 GTE 2nd-team Academic All-America®

Hudy moved into the Bishop starting rotation as a senior and went on to share the North Coast Athletic Conference lead in wins and the NCAA Division III lead in winning percentage. Hudy's biggest wins came in the NCAA Division III Mideast Regional, when he recorded 2 victories that saved the Bishops from elimination. Hudy majored in psychology and graduated summa cum laude with a grade point average of 3.86.



Year	W-L	ERA	G	GS	IP	H	R	ER	SO	BB
1989	0-0	0.00	1	0	1.0	1	0	0	0	0
1991	1-1	1.19	9	0	22.2	20	9	3	14	6
1992	9-0	3.43	13	8	63.0	67	30	24	25	27
Career	10-1	2.80	23	8	86.2	88	39	27	39	33

MARK SENKOWITZ

1992 GTE 2nd-team
Academic All-America®

Senkowitz won the North Coast Athletic Conference's Triple Crown as a junior despite missing 12 games with a knee injury. He shared the NCAC batting title and led the league in home runs and runs batted in per game. Senkowitz finished his career as Ohio Wesleyan's all-time home run leader and ranked third on the Bishop career batting average list. He was a second-team Academic All-America® pick as a designated hitter, compiling a 3.28 cumulative grade point average while majoring in economics. Despite his eye-opening numbers, he was 2 at-bats short of qualifying for All-America consideration. Senkowitz was drafted in the 10th round by the Boston Red Sox and played 3 seasons in their farm system.



Year	AVG	G	AB	R	H	2B	3B	HR	RBI	SB
1990	.371	39	105	25	39	4	1	6	38	3
1991	.356	43	132	41	47	7	2	8	35	9
1992	.511	33	88	26	45	9	1	12	45	1
Career	.403	115	325	92	131	20	4	26	118	13

GREG JUSTICE

1992-93 ABCA All-America (2nd, 3rd)

Justice was the first Bishop player to twice receive All-America honors, earning second-team laurels as a junior and third-team as a senior. One of the finest hitters in North Coast Athletic Conference history, he led the league in hits for 3 straight years. A 4-time first-team All-NCAC pick, thrice as a centerfielder and once as a second baseman, Justice also earned all-regional honors all 4 seasons and was named the NCAC's Player of the Year in 1992.



Year	AVG	G	AB	R	H	2B	3B	HR	RBI	SB
1990	.373	43	161	47	60	8	4	2	36	7
1991	.387	43	160	34	62	10	4	4	40	14
1992	.402	44	174	52	70	18	4	3	36	12
1993	.408	36	120	38	49	10	1	5	36	10
Career	.388	166	615	171	241	46	13	14	148	43

SCOTT GOVONI

1993 ABCA 1st-team All-America

Govoni had one of the best seasons in Bishop history as a senior, leading all Division III players in doubles and runs batted in on the way to first-team All-America laurels. He ranked third in the NCAC in home runs and sixth in batting. Govoni tied Bishop single-game records for hits (5) and RBI (8) and season marks for doubles, RBI and putouts (399). He was a 2-time All-NCAC and All-Mideast Region pick.




Year	AVG	G	AB	R	H	2B	3B	HR	RBI	SB
1991	.262	37	107	17	28	6	1	3	18	0
1992	.386	45	153	35	59	19	1	3	48	0
1993	.407	45	162	34	66	24	1	10	73	2
Career	.363	127	422	86	153	49	3	16	139	2

STEVE GOODHART

1994-95 ABCA All-America (1st, 2nd)

Goodhart was Ohio Wesleyan's second player to twice garner All-America honors. He was the first Bishop to be named first-team all-region 4 times and the first to repeat as NCAC Player of the Year. As a junior, he won the NCAC batting title. As a sophomore, Goodhart set school and NCAC records with 150 assists and helped the Bishops lead all NCAA Division III teams by turning 48 double plays. Goodhart was drafted in the 27th round by the Cincinnati Reds.




Year	AVG	G	AB	R	H	2B	3B	HR	RBI	SB
1992	.395	44	124	31	49	5	2	2	33	7
1993	.397	45	151	36	60	10	2	2	26	6
1994	.449	43	158	50	71	15	5	1	40	12
1995	.404	45	151	47	61	15	1	9	53	13
Career	.413	177	584	164	241	45	10	14	152	38

JEFF MCCLISH

1994 GTE 3rd-team Academic All-America®

McClish stepped into the national spotlight in the 1994 season. The speedy centerfielder earned second-team all-region and first-team All-North Coast Athletic Conference honors, was voted to the All-NCAC tournament team for the second straight year and capped the season with third-team GTE Academic All-America® laurels. McClish was an accounting major with a cumulative grade point average of 3.27.




Year	AVG	G	AB	R	H	2B	3B	HR	RBI	SB
1992	.263	37	19	25	5	0	0	0	0	7
1993	.333	31	63	18	21	1	0	0	8	6
1994	.374	43	155	50	58	7	2	1	26	21
1995	.367	45	169	45	62	10	4	4	34	16
Career	.360	156	406	138	146	18	6	5	68	50

BRENT WEAVER

1997 ABCA 2nd-team All-America

In 1997, Weaver was the catalyst of one of the most potent Ohio Wesleyan offenses ever. His .455 batting average and .524 on-base percentage led a squad that batted .380 as a team, ranking third among all Division III teams in that category. Weaver was a first-team all-region and All-North Coast Athletic Conference selection. He ranked third in the conference in batting and runs scored and compiled 25 multiple-hit games.



Year	AVG	G	AB	R	H	2B	3B	HR	RBI	SB
1995	.281	28	32	9	9	1	1	0	7	1
1996	.283	46	152	52	43	5	0	5	25	7
1997	.455	43	156	59	71	10	4	6	37	11
1998	.433	38	141	57	61	13	0	6	32	14
Career	.383	155	481	177	184	29	5	17	101	33

ERIC HEISE

1998 ABCA 2nd-team All-America
1998 GTE 1st-team Academic All-America®

Heise transferred to Ohio Wesleyan from Duke University and capped his Battling Bishop career by becoming the first Ohio Wesleyan player to garner All-America and Academic All-America® honors in the same season. He was a 2-time first-team All-NCAC and 3-time all-region selection. An economics management major, Heise had a cumulative grade-point average of 3.54.




Year	AVG	G	AB	R	H	2B	3B	HR	RBI	SB
1996	.344	46	157	30	54	11	6	2	27	7
1997	.376	41	157	43	59	8	2	8	41	14
1998	.453	46	170	64	77	15	5	12	60	18
OWU	.395	133	484	137	190	34	13	22	128	39

DAN MARCHETTI

2000 ABCA 1st-team All-America

Marchetti was named first-team All-America as a utility player, finishing off a brilliant Bishop career. He was a 3-time All-NCAC and all-region pick at shortstop and also earned all-league and all-region honors as a pitcher. Marchetti finished his career ranked second on the Bishop home run and RBI lists and sixth on the all-time batting list. He also set the Bishop career record for relief appearances and ranked third all-time in saves.



Year	AVG	G	AB	R	H	2B	3B	HR	RBI	SB
1997	.667	26	12	6	8	2	0	1	5	2
1998	.416	40	125	49	52	14	0	12	59	8
1999	.360	50	164	60	59	7	2	10	48	16
2000	.397	51	194	65	77	20	5	10	44	10
Career	.396	167	495	180	196	43	7	33	156	36

Year	W-L	ERA	G	GS	IP	H	R	ER	SO	BB
1997	1-0	5.88	18	0	26.0	30	24	17	21	13
1998	5-2	4.35	15	5	49.2	51	30	24	49	12
1999	4-3	3.00	12	5	45.0	43	18	15	28	14
2000	8-3	2.90	18	7	71.1	73	33	23	67	13
Career	18-8	3.70	63	17	192.0	197	105	79	165	52

DREW CARAVELLA

2000-02 ABCA All-America (2nd, 1st, 1st)
2002 ABCA Division III Player of the Year

Caravella wrapped up his Bishop career by receiving ABCA Division III Player of the Year honors and becoming Ohio Wesleyan's first 3-time All-America pick in baseball. Caravella had an amazing senior season in which he led the NCAC in batting, hits, doubles and RBI and was named NCAC Player of the Year. Caravella won 1st-team All-America honors as a junior and second-team in 2000, when he became the first Bishop sophomore to receive All-America honors in baseball. Caravella finished his career as the NCAC's all-time leader in hits, home runs, total bases, slugging percentage and RBI. He was drafted by the Detroit Tigers.



Year	AVG	G	AB	R	H	2B	3B	HR	RBI	SB
1999	.352	48	145	30	51	11	1	9	47	2
2000	.439	49	171	46	75	16	3	12	75	4
2001	.447	52	188	67	84	17	0	16	82	4
2002	.534	48	163	57	87	21	1	16	89	10
Career	.445	197	667	200	297	65	5	53	293	20

SHAUN RICE

2001-02 ABCA All-America (2nd, 2nd)

Rice transferred to Ohio Wesleyan from Bowling Green State University. In his first season as a Bishop, he took second-team All-America honors. As a senior, he led the NCAC and ranked among the nation's leaders in home runs. He finished off his collegiate career as one of the Division III representatives in the NCAA Home Run Challenge. He was named to all-tournament teams at both NCAC and Mid-east Regional tournaments during both his seasons at Ohio Wesleyan.



Year	AVG	G	AB	R	H	2B	3B	HR	RBI	SB
2001	.436	51	188	64	82	21	2	11	59	16
2002	.403	47	181	61	73	15	4	18	49	24
OWU	.420	98	369	125	155	36	6	29	98	40

JOE LOUDENSLAGER

2002 ABCA 3rd-team All-America

Loudenslager was a third-team All-America selection as a junior. He was an All-Mideast region pick all 4 years, earning first-team honors as a junior and a senior, and was a 3-time first-team All-NCAC selection. Loudenslager was named to all-tournament teams at both NCAC and Mid-east Regional tournaments as a junior. He set Ohio Wesleyan career records for runs scored and at bats.




Year	AVG	G	AB	R	H	2B	3B	HR	RBI	SB
2000	.390	50	200	61	78	14	0	6	44	6
2001	.386	52	202	68	78	22	0	8	60	4
2002	.438	47	178	62	78	9	4	6	51	10
2003	.345	47	171	46	59	15	0	10	42	7
Career	.390	196	751	237	293	60	4	30	197	27

TYLER MOTT

2003 ABCA 1st-team All-America

Mott was a first-team All-America selection as a utility player, a pitcher who also plays a field position, during his junior year. He was named NCAC Pitcher of the Year and was named Most Valuable Player at the NCAC tournament that season. He also won a spot on the All-Mideast Regional tournament team as a utility player. Mott was a 4-time all-region selection and won all-conference honors at pitcher, first base, third base and designated hitter during his Bishop career.



Year	W-L	ERA	G	GS	IP	H	R	ER	SO	BB
2001	5-1	4.37	18	9	57.2	75	37	28	60	15
2002	8-2	2.43	16	10	85.1	75	37	23	57	16
2003	12-1	2.07	15	12	91.1	91	30	21	51	11
2004	2-3	2.81	8	8	41.2	31	16	13	38	12
Career	27-7	2.77	57	39	276.0	272	120	85	206	54

Year	AVG	G	AB	R	H	2B	3B	HR	RBI	SB
2001	.400	6	5	0	2	1	0	0	0	0
2002	.339	36	115	25	39	4	1	2	24	4
2003	.408	45	157	42	64	19	3	8	57	0
2004	.353	39	136	25	48	12	2	3	29	1
Career	.370	126	413	92	153	36	6	13	110	5

KYLE SHERMAN

2006-07 ABCA All-America (3rd, 3rd)
2007 1st-team Academic All-America®

Sherman was a third-team All-America selection as a second baseman during both his junior and senior years. As a junior, he was a first-team All-NCAC selection after leading the conference in runs scored, sharing the league lead in runs batted in and ranking second in home runs and total bases and third in slugging percentage. His senior year, he ranked eighth in the NCAC in batting, led the league in total bases (111) and slugging percentage (.755), and shared the league lead in home runs and triples and was named NCAC Player of the Year. He was a 2-time, first-team all-region pick and a 4-time All-NCAC selection. A history major, Sherman had a cumulative grade-point average of 3.62.




Year	AVG	G	AB	R	H	2B	3B	HR	RBI	SB
2004	.338	38	130	30	44	4	1	3	33	13
2005	.389	35	131	47	51	13	3	10	32	10
2006	.392	40	148	59	58	8	4	10	54	14
2007	.395	42	147	46	58	11	6	10	40	9
Career	.379	155	556	182	211	36	14	33	159	46

JUSTIN DAGES

2016 2nd-team Academic All-America®

Dages was a second-team Academic All-America® selection as a senior. He led the North Coast Athletic Conference in triples and ranked second in runs scored, was tied for third in doubles, and ranked fifth in total bases. He finished his career ranked fifth on the Ohio Wesleyan career list for triples and was a 2-time All-NCAC selection. A sports & exercise management major, Dages had a cumulative grade-point average of 3.81.




Year	AVG	G	AB	R	H	2B	3B	HR	RBI	SB
2013	.167	12	6	4	1	0	0	0	3	0
2014	.336	39	125	37	42	3	2	0	17	16
2015	.285	41	172	42	49	5	2	1	18	14
2016	.365	43	178	54	65	16	7	1	33	11
Career	.326	135	481	137	157	24	11	2	71	41

CANYON McWILLIAMS

2020 3rd-team Academic All-America®

McWilliams was a third-team Academic All-America® selection as a senior. During his last full season (2019), he ranked in the top 10 in the North Coast Athletic Conference in batting, stolen bases, doubles, hits, RBI, and saves. He was a 2-time All-NCAC selection and a second-team all-region choice. A mathematics and statistics major, McWilliams had a cumulative grade-point average of 3.71.



Year	AVG	G	AB	R	H	2B	3B	HR	RBI	SB
2018	.414	39	140	32	58	15	2	3	45	11
2019	.392	38	158	41	62	16	0	5	38	13
2020	.364	8	33	8	12	0	0	2	5	4
Career	.399	85	331	81	132	31	2	10	88	28

Year	W-L	ERA	G	GS	IP	H	R	ER	SO	BB
2018	1-3	6.05	9	2	19.1	12	17	13	30	20
2019	3-0	4.82	11	0	18.2	8	13	10	35	18
Career	4-3	5.45	20	2	38.0	20	30	23	65	38

BISHOP ALL-STARS

AMERICAN BASEBALL COACHES ASSOCIATION ALL-MIDEAST REGION

1984

Eric DiMartino, Sr., 2B	H
Fody Frentsos, Sr., OF	H

1985

Scott Tedder, Fr., OF	2
Mike Milligan, Jr., 1B	H

1986

Hank Jones, Sr., P	1
Mike Milligan, Sr., C	1
Scott Tedder, So., OF	1

1987

Scott Tedder, Jr., OF	1
Scott Walberry, Jr., SS	2
Chris McComish, Sr., OF	H

1988

Scott Tedder, Sr., OF	1
Jim Soma, Jr., OF	2
Seth Duckworth, So., C	H

1989

Jim Soma, Sr., OF	1
John Nye, Jr., P	2
Mark Glaser, So., OF	H
Mike Royer, Fr., SS	H

1990

Don Hammer, Sr., 2B	1
Greg Justice, Fr., OF	2
John Nye, Sr., P	H
Mark Senkowitz, Fr., OF	H
Scott Sickmiller, Sr., 3B	H

1991

Mark Senkowitz, So., OF	2
Mark Glaser, Sr., OF	H
Greg Justice, So., 2B	H

1992

Steve Goodhart, Fr., 2B	1
Greg Justice, Jr., OF	1
George Powell, Sr., 1B	1
Brad Roser, So., P	1
Scott Govoni, Jr., OF	2
Steve Mitchell, Sr., P-OF	2
Mike Royer, Sr., SS	2
Mike Hudy, Sr., P	H

1993

Steve Goodhart, So., 2B	1
Scott Govoni, Sr., 1B	1
Greg Justice, Sr., OF	1
Ryan Burton, Jr., P	2
Brad Roser, Jr., P	2
Jim Gordon, Sr., DH	H
Rob Nichols, Jr., P	H

1994

Steve Goodhart, Jr., 2B	1
Scott Oberschlake, So., P	1
Jeff McClish, Jr., OF	2
Brad Roser, Sr., P	2
Si Kille, Jr., 1B	H
Rob Nichols, Sr., P	H
Jamie Robinson, Jr., SS	H

1995

Steve Goodhart, Sr., 2B	1
Jeff McClish, Sr., OF	2
Aaron Missler, Jr., DH	2
Si Kille, Sr., 1B	H
Chris O'Dell, Sr., OF	H
Scott Oberschlake, Jr., P	H
Jamie Robinson, Sr., SS	H

1996

Mike Bird, Sr., P	1
Scott Oberschlake, Sr., P	2
Eric Heise, So., OF	H

1997

Josh England, Jr., P-OF	1
Brent Weaver, Jr., SS	1
Pat Cioffi, Sr., C	H
Eric Heise, Jr., 1B	H
Ryan Missler, Jr., 3B	H
Jamey Ratcliff, Sr., 2B	H

1998

Eric Heise, Sr., 1B	1
Brent Weaver, Sr., 2B	1
Ty Langenderfer, Sr., OF	1
Dan Marchetti, So., SS	2
Ryan Missler, Sr., 3B	2
Josh England, Sr., OF	H
Brooks Heminger, Jr., C	H

1999

Dan Marchetti, Jr., SS-P	2
Curt Moenter, Fr., P	2
Jason Bogenrife, So., C	H
Shawn Conn, Jr., P	H
Jay Hebert, Sr., 2B	H

2000

Jason Bogenrife, Jr., C	1
Drew Caravella, So., 1B	1
Dan Marchetti, Sr., SS-P	1
Joe Loudenslager, Fr., OF	2
Kyle Stanton, Sr., P	2
Shawn Conn, Sr., P	H

2001

Drew Caravella, Jr., 1B	1
Matt Farmwald, Jr., P	1
Shaun Rice, Jr., OF	1
Jason Bogenrife, Sr., C	2
Paul Lashuk, Sr., 3B	2
Joe Loudenslager, So., OF	2
Tyler Mott, Fr., P	H
Mark Wherry, So., DH	H

2002

Drew Caravella, Sr., 1B	1
Joe Loudenslager, Jr., OF	1
Shaun Rice, Sr., OF	1
Tyler Mott, So., P	1
Bo Burnett, Jr., C	3

2003

Joe Loudenslager, Sr., OF	1
Tyler Mott, Jr., P-1B	1

2004

Tyler Mott, Sr., P-DH	3
-----------------------	---

2006

Kyle Sherman, Jr., 2B	1
A.J. Dote, So., 1B	3
Sean Speed, So., P	3

2007

Joey McDaniel, Jr., OF	1
Kyle Sherman, Sr., 2B	1
Sean Ring, Sr., P-OF	2
A.J. Dote, Jr., 1B	3
Logan Hronis, So., SS	3

2008

Joey McDaniel, Sr., OF-P	2
Sean Speed, Sr., P	H

2009

Zach Frentsos, So., OF	3
------------------------	---

2010

Tim Knezovich, So., 1B	3
------------------------	---

2015

Aaron Caputo, Jr., C	2
Devin Van Winkle, So., 1B	2
Kevin Zullo, Fr., P	2

2016

Aaron Caputo, Sr., C	1
----------------------	---

2018

Michael Blatchford, Sr., OF	2
Canyon McWilliams, So., 1B	3

D3BASEBALL.COM ALL-MIDEAST REGION

2015

Aaron Caputo, Jr., C	3
Devin Van Winkle, So., DH	3
Kevin Zullo, Fr., P	

(Mideast Region Rookie of the Year)

2016

Aaron Caputo, Sr., C	1
Justin Dages, Sr., SS	3

2018

Michael Blatchford, Sr., OF	2
-----------------------------	---

ALL-OHIO ATHLETIC CONFERENCE

1959

Bob Olson, Jr., OF 1

1960

Bob Olson, Sr., OF 1
John MacIwaine, Sr., C..... H

1961

Tom Eibel, Sr., 2B 1
Dave Lehman, Sr., 3B..... 1
George Morris, Jr., 1B 1
John Welch, Sr., OF 1

1962

Jim Fine, So., OF 1
George Morris, Sr., 1B 1
Toby Aaron, Sr., P 2

1963

Jim Fine, Jr., OF 1

1964

Jim Fine, Sr., OF 1

1965

Dave Cook, Jr., OF 1
Ed Curreri, Jr., P 1
Dick Slivka, Sr., 3B 1

1966

Dave Cook, Sr., OF 2
Ed Curreri, Sr., P 2

1967

Dan Biello, So., OF 2

1968

Paul Brubaker, So., P H
Jim Scarfpin, So., 1B H

1969

Dan Biello, Sr., OF 1
Dave Kozlowski, Sr., 2B 1
Jim Scarfpin, Jr., 1B 1
Paul Brubaker, Jr., P H
Jack Mahan, Sr., 3B H

1970

Paul Brubaker, Sr., P H

1973

Bob Foster, So., SS H

1974

Bob Foster, Jr., SS 1
Bill Nutting, So., OF H

1975

Don O'Toole, Sr., C 1
Bill Nutting, Jr., OF 2
John Bower, Jr., DH H
Bob Foster, Sr., SS H
John MacKellar, Jr., OF H

1976

Byron Choka, Jr., OF H

1977

Phil Adkinson, Jr., SS 1
Byron Choka, Sr., OF 2
Chris Scanlan, So., 2B 2

1978

Phil Kirk, Jr., 1B H

1979

Phil Kirk, Sr., 1B 2

1980

Sam Taylor, Sr., 2B 2
Ken Boulter, Sr., OF H

1981

Steve Anderson, Sr., C 2

1982

Andy Bonee, Jr., OF H
Fody Frentsos, So., 1B H

1984

Fody Frentsos, Sr., 1B 2
Chris McComish, Fr., OF H

ALL-NORTH COAST ATHLETIC CONFERENCE

1985

Dave Hollenbaugh, Sr., SS 1
Mike Milligan, Jr., 1B 1
Scott Tedder, Fr., OF 1
Steve Hendrix, Jr., 2B 2
Hank Jones, Jr., P 2
Henry Paracchini, Sr., P H
Scott Walberry, Fr., OF H

1986

Hank Jones, Sr., P 1
Mike Milligan, Sr., C 1
Scott Tedder, So., OF 1
Scott Hall, So., P 2
Brad Warnimont, Sr., DH 2
Nate Hamilton, Sr., P H
Steve Hendrix, Sr., 2B H
Chris McComish, Jr., OF H
Mike Smith, So., 3B H
Jim Soma, Fr., OF H
Scott Walberry, So., SS H

1987

Chris McComish, Sr., OF 1
Ed Powell, Jr., DH 1
Scott Tedder, Jr., OF 1
Scott Walberry, Jr., SS 1
John Nye, Fr., P 2
Doug Banbury, Fr., P H
Scott Hall, Jr., P H
Jim Soma, So., OF H
Jim Stenson, Fr., P H

1988

Seth Duckworth, So., C 1
Jim Soma, Jr., OF 1
Scott Tedder, Sr., OF 1
Scott Walberry, Sr., 2B 1
Scott Hall, Sr., P 2
Jim Stenson, So., P 2
Mark Glaser, Fr., OF H
John Nye, So., P H
Ed Powell, Sr., 1B H

1989

Don Hammer, Jr., 2B 1
John Nye, Jr., P 1
(NCAC Pitcher of Year)
Jim Soma, Fr., OF 1
Seth Duckworth, Jr., C 2
Mark Glaser, So., OF 2
Jim Miller, So., P 2
George Powell, Fr., DH 2
Craig Flickinger, So., P H
Darren Hitchcock, So., 1B H
Curt Powell, So., OF H
Mike Royer, Fr., SS H
Scott Sickmiller, Jr., 3B H
Jim Stenson, Jr., P H

1990

Don Hammer, Sr., 2B 1
Greg Justice, Fr., OF 1
John Nye, Sr., P 1
Mark Senkowitz, Fr., OF 1
Seth Duckworth, Sr., C 2
Mark Glaser, Jr., OF 2
Chris Hanrahan, So., P 2
Scott Sickmiller, Sr., 3B 2
Jim Miller, Jr., P H
George Powell, So., 1B H
Mike Royer, So., SS H
Jim Stenson, Sr., P H

1991

Mark Glaser, Sr., OF 1
Greg Justice, So., 2B 1
Greg Kaiser, Jr., P 1
Mark Senkowitz, So., C 1
Steve Mitchell, Jr., P and DH 2
Mike Royer, Jr., SS 2
Ryan Burton, Fr., P H
Darren Hitchcock, Sr., 1B H
Jim Miller, Sr., P H
John Nye, Sr., P H
George Powell, Jr., 3B H

1992

Greg Justice, Jr., OF 1
(NCAC Player of Year)
Steve Mitchell, Sr., P 1
(NCAC Pitcher of Year)
George Powell, Sr., 1B 1
Brad Roser, So., P 1
Mike Royer, Sr., SS 1
Mark Senkowitz, Jr., DH 1
Steve Goodhart, Fr., 2B 2
Scott Govoni, Jr., OF 2
Mike Hudy, Sr., P 2
Greg Kaiser, Sr., P H
Andy Starling, Jr., C H

1993

Ryan Burton, Jr., P.....	1
Steve Goodhart, So., 2B.....	1
Scott Govoni, Sr., 1B.....	1
Greg Justice, Sr., OF.....	1
Jamie Robinson, So., SS.....	1
Jim Gordon, Sr., DH.....	2
Brad Roser, Jr., P.....	2
Jim Hanna, Sr., OF.....	H
Chris O'Dell, So., OF.....	H

1994

Steve Goodhart, Jr., 2B.....	1
(NCAC Player of Year)	
Jeff McClish, Jr., OF.....	1
Scott Oberschlake, So., P.....	1
Jamie Robinson, Jr., SS.....	1
Brad Roser, Sr., P.....	1
(NCAC Pitcher of Year)	
Rob Nichols, Sr., P.....	2
Randy Runser, Jr., 3B.....	2
Andy Starling, Sr., C.....	2
Ryan Burton, Sr., P.....	H
Si Kille, Jr., 1B.....	H

1995

Steve Goodhart, Sr., 2B.....	1
(NCAC Player of Year)	
Si Kille, Sr., 1B.....	1
Jeff McClish, Sr., OF.....	1
Aaron Missler, Jr., DH.....	1
Scott Oberschlake, Jr., P.....	1
Jamie Robinson, Sr., SS.....	1
Mike Bird, Jr., P.....	2
Chris O'Dell, Sr., OF.....	2
Josh England, Fr., P.....	H
Jamey Ratcliff, So., P.....	H

1996

Mike Bird, Sr., P.....	1
Ryan Missler, So., 3B.....	1
Scott Oberschlake, Sr., P.....	1
Eric Heise, So., OF.....	2
Aaron Missler, Sr., 1B.....	2
Pat Cioffi, Jr., C.....	H
Brent Weaver, So., SS.....	H

1997

Josh England, Jr., P and OF.....	1
Eric Heise, Jr., 1B.....	1
Ryan Missler, Jr., 3B.....	1
Brent Weaver, Jr., SS.....	1
Ty Langenderfer, Jr., OF.....	2
Pat Cioffi, Sr., C.....	H
Matt Landers, Sr., P.....	H
Jamey Ratcliff, Sr., 2B.....	H
Matt Zak, Sr., OF.....	H

1998

Eric Heise, Sr., 1B.....	1
Brooks Heminger, Jr., C.....	1
Ty Langenderfer, Sr., OF.....	1
Ryan Missler, Sr., 3B.....	1
(NCAC Player of Year)	
Brent Weaver, Sr., 2B.....	1
Josh England, Sr., OF.....	2
Dan Marchetti, So., SS and P.....	2
Jason Bogenrife, Fr., C.....	H
(NCAC Newcomer of Year)	
Gavin Emrich, Jr., OF.....	H

1999

Jason Bogenrife, So., C.....	1
Brooks Heminger, Sr., OF.....	1
Dan Marchetti, Jr., SS.....	1
Curt Moenter, Fr., P.....	1
Shawn Conn, Jr., P.....	2
Gavin Emrich, Sr., OF.....	2
Drew Caravella, Fr., 1B.....	H
(NCAC Newcomer of Year)	
Jay Hebert, Sr., 2B.....	H

2000

Jason Bogenrife, Jr., C.....	1
Drew Caravella, So., 1B.....	1
(NCAC Player of Year)	
Dan Marchetti, Sr., SS.....	1
Kyle Stanton, Sr., P.....	1
Shawn Conn, Sr., P.....	2
Joe Loudenslager, Fr., OF.....	2
(NCAC Newcomer of Year)	
Paul Lashuk, Jr., 3B.....	H
David Sulak, Sr., OF.....	H

2001

Jason Bogenrife, Sr., C.....	1
Drew Caravella, Jr., 1B.....	1
Matt Farmwald, Jr., P.....	1
Doug Heine, Sr., 2B.....	1
Joe Loudenslager, So., OF.....	1
Shaun Rice, Jr., OF.....	1
Paul Lashuk, Sr., 3B.....	2
Tyler Mott, Fr., P.....	2
Mark Wherry, So., DH.....	2
Clint Gibboney, Sr., OF.....	H
Seth Tenpenny, So., SS.....	H

2002

Bo Burnett, Jr., C.....	1
Drew Caravella, Sr., 1B.....	1
(NCAC Player of Year)	
Joe Loudenslager, Jr., OF.....	1
Curt Moenter, Sr., P.....	1
Tyler Mott, So., P.....	1
Mott at 3B.....	2
Shaun Rice, Sr., OF.....	1
Matt Farmwald, Sr., P.....	2
Joe Deck, Jr., SS.....	H
Michael Myers, So., P.....	H

2003

Bo Burnett, Sr., DH.....	1
Joe Loudenslager, Sr., OF.....	1
Tyler Mott, Jr., P and 1B.....	1
(NCAC Pitcher of Year)	
Travis Falk, Sr., OF.....	H
Mark Wherry, Sr., 3B.....	H

2004

Andy Busch, Sr., C.....	1
Adam Dunn, So., P.....	1
Tyler Mott, Sr., DH.....	1
Mott at P.....	2
Michael Krieger, So., P.....	2
Kyle Sherman, Fr., OF.....	H
Brandon Williams, So., SS.....	H

2005

Michael Krieger, Jr., P.....	1
Kyle Sherman, So., 2B.....	1
Adam Toney, Jr., OF.....	1
Adam Dunn, Jr., P.....	H
Brandon Williams, Jr., SS.....	H

2006

A.J. Dote, So., 1B.....	1
Kyle Sherman, Jr., 2B.....	1
Sean Speed, So., P.....	1
Adam Toney, Sr., OF.....	1
Brandon Williams, Sr., SS.....	1
Michael Krieger, Sr., P.....	2
Adam Dunn, Sr., P.....	H
Sammy Hall, Sr., 3B.....	H

2007

Joey McDaniel, Jr., OF.....	1
Sean Ring, Sr., P.....	1
Kyle Sherman, Sr., 2B.....	1
(NCAC Player of Year)	
A.J. Dote, Jr., 1B.....	2
Xander Jones, Jr., P.....	2
Logan Hronis, So., SS.....	H
Donnie Paul, Jr., 3B.....	H

2008

Joey McDaniel, Sr., OF.....	1
Logan Hronis, Jr., SS.....	2
Sean Speed, Sr., P.....	2
Xander Jones, Sr., P.....	H
Brent Wilkins, Sr., OF.....	H

2009

Zach Frentsos, So., OF.....	1
Matthew Struble, Jr., P.....	1
James DiBiasio, Fr., 2B.....	2
(NCAC Newcomer of Year)	
Eric Livingston, So., P.....	H
Steve Ruygrok, Jr., C.....	H

2010

Zach Frentsos, Jr., OF.....	1
Tim Knezovich, So., 1B.....	1
James DiBiasio, So., 2B.....	2
Zach Bott, Fr., SS.....	H
Mason Farr, So., P.....	H

10th year baseball

2011

Zach Frentsos, Sr., OF.....	1
Eric Livingston, Sr., P.....	1
Tim Knezovich, Jr., 1B.....	H
Sean Vollenweider, Fr., 3B.....	H

2012

James Toland, Jr., C.....	1
Charles Cooper, Fr., P.....	2
(NCAC Newcomer of Year)	
Steve Skarsten, Jr., P.....	2
Nathan Strome, Sr., 1B.....	2
Tim Knezovich, Sr., 1B.....	H
Steve Gaydos, Sr., SS.....	H

2013

Sean Vollenweider, Jr., OF.....	1
Charles Cooper, So., P.....	2
Zach Bott, Sr., SS.....	H
Aaron Caputo, Fr., C.....	H

2014

Greg Hock, Sr., P.....	H
Sean Vollenweider, Sr., OF.....	H

2015

Aaron Caputo, Jr., C.....	1
Steven Moore, Jr., OF.....	1
Devin Van Winkle, So., 1B.....	1
Kevin Zullo, Fr., P.....	1
(NCAC Pitcher, Newcomer of Year)	
Michael Blatchford, Fr., OF.....	2
Charles Cooper, Sr., P.....	2
Justin Dages, Jr., SS.....	H
C.J. Tosino, Jr., OF.....	H

2016

Aaron Caputo, Sr., C.....	1
Pete Munger, Sr., P.....	1
Colin Stolly, So., 2B.....	1
Aaron Strausbaugh, Jr., DH.....	1
C.J. Tosino, Sr., OF.....	1
Justin Dages, Sr., SS.....	2
Ryan Moss, Sr., P.....	H
Devin Van Winkle, Jr., 1B.....	H

2017

Michael Blatchford, Jr., OF.....	H
----------------------------------	---

2018

Michael Blatchford, Sr., OF.....	1
Canyon McWilliams, So., 1B.....	2
Kevin Zullo, Sr., P.....	H

2019

Canyon McWilliams, Jr., U (P-1B).....	2
Mitchell Johnson, Sr., OF.....	H

2020

All-NCAC teams were not selected

2021

Davis Graham, Jr., OF.....	H
----------------------------	---

2022

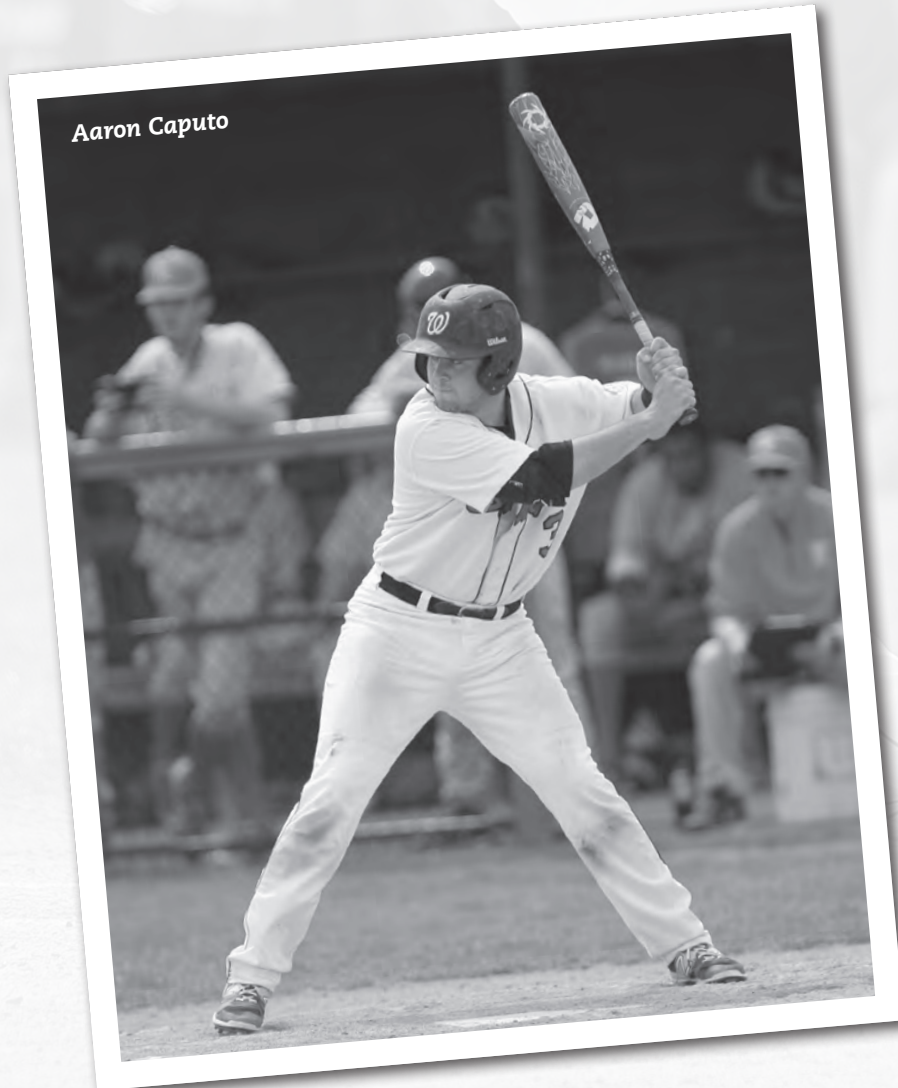
Luigi Russo, Sr., 3B.....	2
---------------------------	---

2023

Sammy Stoner, So., OF.....	2
Zane Vitense, Fr., DH.....	2
(NCAC Newcomer of Year)	
DJ. Neff, Sr., SS.....	3

- 1..... first team
- 2..... second team
- 3..... third team
- H..... honorable mention

NOTE: During the 2021 season, the All-NCAC teams included an East Division team, a West Division team, and honorable mention selections.



ALL-TIME BISHOP LETTERMEN

NOTE: The 2020 season was canceled because of the COVID-19 pandemic. Varsity letters were not awarded for the abbreviated 2021 season.

A		Blair, Barton.....1910	Carlisle, Fred.....1954	Dickerson, Wilmer.....1931-32-33
Aaron, Toby.....1959-60-61-62	Blair, Frank.....1903	Casperson, Don.....1961-62	Dickey, Jim.....1957-58-59	DiMartino, Eric.....1981-82-83-84
Abbey, Frank.....1929	Blatchford, Michael.....2015-16-17-18	Cervellini, Joe.....1938-39-40	Donchess, Steve.....1938-39-40	Donoher, Carty.....1976
Abbott, Sam.....2013	Bobo, Charles.....1912	Chaffee, Robert.....1975	Dote, A.J.....2005-06-07-08	Douce, Caleb.....2005-06-07-08
Adkins, Blake.....2013-14-15	Bogenrife, Jason.....1998-99-2000-01	Chaffee, Roger.....1979-80	Dougherty, Jim.....1974-75-76-77	Drake, Harley.....1945
Adkinson, Phil.....1976-77-78	Bonebrake, Wally.....1952-53	Chambers, Robert.....1944	Duckworth, Ryan.....2023	Duckworth, Seth.....1987-88-89-90
Ahrens, Phil.....1967-68-69	Bonee, Andy.....1980-81-82-83	Chapple, Bob.....1947-48	Dudics, Jesse.....1997	Dunn, Adam.....2003-04-05-06
Aikens, Cliff.....1955-56-57-58	Bott, Zach.....2010-11-12-13	Charles, Floyd.....1908	Durling, Dwight.....1918-21	
Albert, Mike.....2002-03-04	Bottichio, Tom.....2004-05-06	Chase, Steve.....1969-70-71-72		
Aldrich, Kenneth.....1962-64	Boulter, Ken.....1977-78-79-80	Choka, Byron.....1974-76-77	E	
Allen, Jack.....1949-51	Bower, John.....1975-76	Cioffi, Pat.....1994-95-96-97	Eckley, Frederick.....1907-08	Economy, Diamond.....1954
Allen, Ronald.....1927-28	Bowker, Donald.....1899	Clark, Frederick.....1897	Edler, Robert "Deke".....1918-19-20	Edwards, Norm.....1960
Anderson, Steve.....1978-80-81	Boyd, Bert.....1924	Clark, Jim.....1943-46-47	Edwards, Warner.....1916-17-18	Eibel, Tom.....1960-61
Andrews, Wesley.....1901	Boyer, Nelson.....1964	Cleland, Chester.....1905-06	Elkins, Charles.....1931-32	Emrich, Gavin.....1996-97-98-99
Ane, John.....1983-84-85	Boyher, Dewey.....1920-21-22	Clyne, Will.....2015-16-17	England, Josh.....1995-96-97-98	Ensign, Gerald.....1918
Anthony, Andy.....2022-23	Brant, Clyde.....1901-02-03	Coad, Bob.....1969-70-71	Erhard, Jon.....2018	Eskins, Carl.....1929
Antle, Cole.....2018-19	Brazytis, Noah.....2022-23	Coffield, Roy.....1922	Estepp, Bob.....1944	Evans, Charles.....1920-21
Apel, Bill.....1950-51	Brewer, Edward.....1916-17	Coffman, Joe.....1942	Evans, Mortimer.....1908-09	Eyrich, David.....1967-68
Appel, Edgar.....1901-02-03	Briggs, Jim.....1910-11-12	Collinger, Nick.....2007-08		
Arnold, Dave.....1954	Brisky, Robert.....1945	Colson, C.J.....2019	F	
Ashmore, Steve.....1983-84	Broderick, William.....1898-99	Colton, Ashland.....1919	Faley, Patrick.....2015-17	Falk, Travis.....2000-01-02-03
	Brokaw, Henry.....1944	Conn, Shawn.....1997-98-99-2000	Farley, Blake.....2022	Farmwald, Matt.....2000-01-02
B		Conroy, T.J.....2003	Farr, John.....1929-31	Farr, Mason.....2009-10-11
Back, Kyle.....1993	Brooks, Reggie.....1946-47-48	Cook, Dave.....1964-65-66	Farr, George.....1899	Faufrot, George.....1997
Badami, Bob.....1966-67	Brown, Bob.....1946-48	Cooper, Billy.....2011-12	Ferguson, Matt.....1997	Ferreira, Josh.....2022-23
Bagley, Matt.....1990	Brown, Cody.....2017-18	Cooper, Charles.....2012-13-14-15	Fine, Jim.....1961-62-63-64	Finfrock, Clarence.....1900
Bahner, Joel.....1950-51-52	Brown, Dave.....1965-66-67	Corbin, Tim.....1981-82-83-84	Fink, Clyde.....1904	Finn, Collin.....2013-14-15
Bahner, John.....1948-49-50	Brown, George.....1900	Corlette, John.....1927	Finsness, Russ.....1963	Fisher, Preston.....1938-39
Baker, Abe.....1908-09	Brown, Scott.....1975	Cottle, Marc.....1989	Fisher, Roger.....1964	Fishman, Bob.....1978
Baker, Harry M.....1906-07	Brownstein, Jackson.....2017-18-19	Cox, Andrew.....2009-10	Flaherty, Tyler.....2014-15-16	Fleming, Percy.....1910
Baker, Morris.....1914-15	Brubaker, Paul.....1968-69-70	Cox, Brian.....1993	Flickinger, Craig.....1988-89	Flossie, Tim.....1968
Balyeat, Peter.....1998-99-2000-01	Bryan, Rick.....1986	Cox, Tim.....1985	Fogt, Al.....1969-70	Fogt, Max.....1943
Bandy, Charles.....1921	Buckey, J.J.....2012-13-14-15	Crow, Anthony.....2017-19	Ford, Harvey.....1959-60	
Banks, Lou.....1936-37-38	Buckley, Hayden.....1950-51-52	Cunningham, Dan.....2003		
Barber, Howard.....1920-21	Burchett, Shaun.....2001-02-03-04	Cunningham, Tom.....1986-87		
Barhoff, Jeff.....1978-79-80	Burke, Scott.....1985	Curreri, Ed.....1963-64-65-66		
Barney, Jack.....1953-54-56	Burnett, Bo.....2000-01-02-03			
Barnhardt, A.J.....2015	Burns, Gary.....1973	D		
Baroody, Ed.....1939-40-41	Burns, George.....1897	Dages, Justin.....2014-15-16		
Bass, Harry "Neb".....1896-97	Burrell, Kenneth.....1931-32-33	Dale, Gordon.....1938-39		
Bass, William.....1896	Burton, Jim.....1988	Danford, Harvey.....1903-04		
Bastion, Charles.....1963	Burton, Ryan.....1991-92-93-94	Daniel, George.....1908-09-10		
Bates, Jack.....2023	Busch, Andy.....2002-03-04	Daniels, George.....1923		
Battelle, Donald.....1919	Butterman, Glenn.....1956-58	Daray, Frank.....1970-71-72		
Battelle, Gordon.....1908-10	Buttermore, Chuck.....1943-47-48	Daugherty, Danny.....1999		
Battenfield, Jimmie.....1915-16	Buttermore, Jack.....1939-40-41	Davis, Ed.....1952-53		
Baynum, Jack.....1954-55-56-57	Byrne, Miles.....1978-79-80	Dawson, Gene.....1928-29		
Beal, Duane.....1972	Byrne, William.....1965-67	Deardorff, Herbert.....1915-16-17		
Beatty, Coit.....1944		Deck, Joe.....2001-02-03		
Bennett, Bill.....1949-50	C			
Berno, Harry.....1926	Callahan, Tim.....1977-78	Defazio, Dave.....1988-89-91		
Betzel, Al.....1939-40-41	Cameron, Richard.....1935-36	Dennis, Dustin.....1997-98		
Biello, Dan.....1966-67-68-69	Campbell, Chuck.....1947-48-49	Denny, Dale.....1955-56		
Bing, Jeff.....2002-03	Canter, Larry.....1933-34	Deskins, Matt.....2018		
Bird, Mike.....1995-96	Caputo, Aaron.....2013-14-15-16	Desmond, Wes.....2005		
Bishop, Mike.....1978-79	Caravella, Drew.....1999-2000-01-02	Dewhirst, Ray.....1979-80-81-82		
Bishop, Richard.....1970-71	Cardwell, Marion.....1915-16-17	DiBiasio, James.....2009-10-11-12		
	Carleton, Wayne.....1923-24	DiBiasio, Tony.....1972-73		

Ford, John..... 1950-51
 Fortuna, Matt 2000-01-02-03
 Foster, Bob 1972-73-74-75
 Foster, Frank.....1914
 Foti, John.....1992
 Fouts, Jack 1946-47
 Fowler, Scott.....1966
 Frank, Victor..... 1980-81
 Franklin, Carter..... 2018-19
 Frantz, Russell 1929-30-32
 Frentsos, Fody 1981-82-83-84
 Frentsos, Seth 2011-12
 Frentsos, Zach..... 2008-09-10-11
 Friegau, Howard 1922
 Froman, Ryan 2013

G

Gamble, Brian 2005-06
 Gardner, David 1970-71
 Gardner, Josh..... 2009-10
 Gates, Clem..... 1896-97-98
 Gaydos, Steve 2009-10-11-12
 Gelhaus, Josh 1999
 Gerfen, Brad..... 1993
 Germano, Pete..... 1979-80
 Gerosa, Don..... 1960-61-62
 Gibboney, Clint..... 1998-99-2000-01
 Gilhuly, Tom..... 1986
 Givin, William..... 1898
 Glaser, Mark..... 1988-89-90-91
 Glenn, Dave..... 1984
 Glenn, George..... 1918-20
 Gluth, Trey..... 2014-15
 Goddard, Rodney..... 1908-09
 Good, David..... 1973
 Good, Ralph..... 2022
 Goode, Frank 1904-05
 Goodhart, Steve..... 1992-93-94-95
 Goodson, Gregory..... 1974-75-76-77
 Googins, Scott..... 1988-89
 Gordin, Dick..... 1950
 Gordon, Jim 1992-93
 Govoni, Scott..... 1991-92-93
 Grady, Mike 2001-02-03-04
 Graham, Allan 1909-10
 Graham, Davis 2019-22
 Graham, Jim 1951
 Graves, Ron..... 1985-86-87
 Gray, Rich..... 1998-99-2000
 Greanoff, Charles II..... 1980
 Green, John..... 1979
 Greenstone, Howard 1981-82-83
 Greenwald, Ken 1994
 Griffin, Reed 1916-17
 Griffin, Larry 1971-72
 Grigsby, Don 1940
 Grimes, Dan 1945
 Grota, Justin..... 2005
 Grubb, Justin..... 2017-18-19
 Guin, Russell..... 1917

H

Haas, Jared 2009
 Hagemeister, Dick 1947-48
 Haight, Art..... 1952
 Hall, Charles 1944
 Hall, Ryan..... 1997
 Hall, Sammy..... 2005-06
 Hall, Scott 1986-87-88
 Hall, Wes 1997-98
 Hamilton, Mahlon 1941-46
 Hamilton, Nate 1983-84-85-86
 Hammer, Don..... 1987-88-89-90
 Hancher, Bob..... 1953-54-55-56
 Hand, Phelps 1930-32
 Hanna, Jim 1991-92-93
 Hanrahan, Chris..... 1988-90
 Happy, Rick 1982
 Hardman, Chris 1973
 Hardy, Phil..... 1991
 Harlow, Paul 1925-26-27
 Harmount, Alexander..... 1899
 Harper, Austin 2018-19
 Harris, William 1913-14-15
 Hart, Bob..... 1943-46-49
 Harter, Mike..... 1992
 Hartley, Joe 1926-27-28
 Healy, Dan 1927-28
 Hebert, Jay..... 1997-98-99
 Heigemeister, Hilbert..... 1944
 Heine, Doug..... 1998-99-2000-01
 Heinmiller, Tim 2011-12-13
 Heise, Eric 1996-97-98
 Heisler, Bob 1940-41-42
 Heisler, Bruce 1943
 Held, Tim 1992
 Heller, Rob..... 1981-82-83
 Heller, Frederick..... 1902
 Heller, George 1896
 Heminger, Brooks 1996-97-98-99
 Hendershot, Hal..... 1959-60-61
 Henderson, Bill..... 1905-06
 Henderson, Dalton..... 2016-17-18
 Hendrix, Steve 1984-85-86
 Hering, Stephen..... 1934
 Herrmann, Guy 1979-80-81-82
 Hershberger, Michael..... 2000-01-02
 Hess, Oliver 1937-38-39
 Hibbits, Jim 1954-55-56-57
 Hickey, Tim 1994-95
 Higgins, Chuck 1949-50-51
 Hildebrant, Flip 2000
 Hill, John 1924-25-26
 Hill, Keith 1916-17
 Hills, Bob..... 1915-16
 Hills, Herbert 1900-01-02
 Hina, Brad..... 1984
 Hitchcock, Darren..... 1988-89-90-91
 Hittmier, Glenn 1944
 Hnizder, Harry..... 1927-28-29

Hock, Greg..... 2011-12-13-14
 Hoff, James 1932-33-34
 Hoffman, Wayne 1918
 Hohl, Tim 1993-94-95-96
 Holderbaum, John..... 1900
 Hollenbaugh, Dave..... 1982-83-84-85
 Holman, Hank..... 2023
 Holmes, Frank 1898-99
 Holmes, Joe 1942-46
 Holsinger, Perry 1943
 Holtzapple, Bob..... 1950
 Hood, Wally..... 1956
 Horn, Nick..... 2008
 Hough, Benson 1899
 Houser, John 1971
 Hronis, Logan 2007-08-09
 Hubbard, George 1922-23
 Hudy, Mike..... 1991-92
 Hughes, Steve 1963-64-65
 Hulbert, Arthur 1911-12
 Hull, Andy..... 1955-56-57-58
 Hulsbeck, Harold 1937
 Hunter, Harry..... 1911-12-13
 Hutchinson, Paul..... 1911
 Hutchison, Taylor..... 2013
 Hyatt, Dave..... 1982
 Hyer, Carl..... 1913

I

Ilger, Ned..... 1904
 Immel, Robert..... 1940

J

Jackson, Brian 1981
 Jackson, Edgar 1898
 Jackson, Otho 1898-99-1900
 Jakubowski, Matt..... 1996
 Jenkins, Frank 1945
 Jenkins, Tom..... 1972
 Jewell, Eddie..... 1911-12-13
 Johnson, Charles 1898
 Johnson, Chuck 1985
 Johnson, Jerrell..... 2005-06-07-08
 Johnson, Laird 1969
 Johnson, Mitchell..... 2015-16-17-19
 Johnston, Dave 1959-60-61-62
 Johnston, William 1942
 Jolley, David 1972-73-74-75
 Jones, Bill..... 1947
 Jones, Hank 1985-86
 Jones, Ossie 1905-07
 Jones, Tracey 1911-13
 Jones, Xander 2005-06-07-08
 Jordan, Dick..... 1953
 Josefczyk, John 1978
 Justice, Greg..... 1990-91-92-93

K

Kaiser, Greg..... 1991-92
 Kalbfus, Chuck..... 1926
 Kalbfus, Howard..... 1925
 Kaminski, Zack..... 2009-11

Kampmann, Billy..... 2003-05-06
 Kapostasy, Vic..... 1997
 Kasian, Daniel..... 2013
 Kellar, Bruce..... 1918-19-20
 Kendrick, William 1900
 Kennedy, Vince 1992
 Kille, Si..... 1992-93-94-95
 Kirk, Phil..... 1977-78-79
 Kirkland, James..... 1965
 Kirkpatrick, Edward..... 1901
 Kiser, Brett 2014-15-16
 Kisseberth, Paul..... 1951-52-53-54
 Kline, Fred 1896-97
 Knapp, Stephen 1915-16
 Knezovic, Todd..... 1988-89-90-91
 Knezovich, Tim..... 2009-10-11-12
 Knight, Charles 1937
 Knodle, Carl..... 1915
 Koch, David 1971-72
 Kordas, Kyle..... 1983-84
 Kozlowski, David..... 1966-67-68-69
 Kraft, Dave 1952-53
 Krieger, Michael..... 2003-04-05-06
 Kropp, Ken..... 1954-55-56-57
 Krosky, Bob..... 1959-60-61
 Kuhn, Chuck..... 2017
 Kurent, Pat 2002

L

Lackey, Steve..... 1976
 Lake, Corey..... 1998-99-2000-01
 Lamme, Emerald "Buck"..... 1925-26-27
 Landers, Matt..... 1993-94-96-97
 Langenderfer, Ty..... 1995-96-97-98
 Lanigan, John..... 1940
 Larabee, Dale 1961
 Lashuk, Paul 1998-99-2000-01
 Lawlor, Dan 1976-78-79
 Lawson, Jack..... 2012-13
 Leavitt, Ty..... 2006
 Lederer, Mike 1997-98
 Leech, Ray..... 1948
 Leer, George..... 1954
 Lehman, Dave 1959-60-61
 Leonard, Al 1940-41-42
 LeSourd, Bill..... 1923-24-25
 LeSourd, Earl 1908-09
 LeSourd, Howard 1910-11
 Lestock, Bill..... 1946
 Lewis, Anthony 2006
 Lewis, Bob..... 1944-47
 Ligan, Charlie..... 1979-80
 Limberg, Doug..... 1963
 Lincoln, Jim 1949-50
 Lipscomb, Michael 2022
 Liss, Joe..... 2022-23
 Littick, Henry Clay 1913-14-15
 Littick, Orville "Bo" 1910-11-12
 Little, Dave..... 1945
 Livingston, Eric 2008-09-10-11

Lockwood, Malcolm "Curley"1937
 Lockwood, Roger.....1936-37-38
 Lohn, Tim.....1972
 Long, James1971
 Long, Jeff.....1980-81-82
 Loomis, Kline.....1921-23-24
 Loudenslager, Joe.....2000-01-02-03
 Lowe, Byron.....2002-03-04
 Lowther, Williams1901-02
 Luzar, Charles1973-74-75-76

M

MacFarland, Keith1941
 Machetanz, Karl1903
 MacIlwaine, John.....1957-58-59-60
 MacKellar, John1973-74-75-76
 Mackie, Alexander1918-19
 Maggard, John.....2006
 Mahan, Jack1967-68-69
 Mahon, George1919-20-21
 Malenda, Nick2022
 Malone, Herb1916-17
 Marchetti, Dan1997-98-99-2000
 Marker, Brandon.....2011-12-13
 Marshall, Richard.....1944
 Martz, Dalton.....2014-15
 Mason, Harold1923-24
 Matthews, Donald1920
 May, Robert1906
 McAdams, John1935-36
 McClish, Jeff.....1992-93-94-95
 McComas, Eric2007-08-09
 McComish, Chris.....1984-85-86-87
 McDaniel, Joey.....2006-07-08
 McDonald, Tom.....1988-89
 McDowell, Homer.....1909
 McElhaney, James.....1929-30-31
 McGinty, John1980-81
 McKitrick, Mike.....1993-94-95
 McLelland, Carl1904
 McMillan, Clyde.....1944
 McPherson, Dick.....1955
 McRae, Donald.....1914
 McWilliams, Canyon2018-19
 Merrick, Fred1896-97
 Messick, Matthew.....2015-17-18
 Mewhort, Don1934-35-36
 Meyer, Alvin1944
 Meyer, Maurice1917
 Meyers, Steve1986-87
 Michael, Les1938-39
 Mickler, Michael1970-71
 Miller, Dirk1988-89
 Miller, Dustin.....1983
 Miller, Floyd1905
 Miller, Jack2013
 Miller, Jim1988-89-90-91
 Miller, Kevin.....2006
 Milligan, Mike.....1985-86
 Millisor, Ken.....1958

Misamore, Earle1928
 Missler, Aaron.....1993-94-95-96
 Missler, Ryan.....1996-97-98
 Mitchell, Jay1916
 Mitchell, Steve.....1989-90-91-92
 Moenter, Curt.....1999-2000-01-02
 Monaco, Tyler.....2022-23
 Monos, Jason.....2022-23
 Moone, Colton.....2023
 Moore, Chuck.....1970-71-72
 Moore, Jack.....1946-48-49
 Moore, Steven.....2013-14-15-16
 Morgan, Don.....1923
 Morgan, Jim.....1935-36-37
 Morris, Charlie.....1987-88-89-90
 Morris, George.....1959-60-61-62
 Morrison, George1935-37
 Morrison, Merle.....1927-28
 Morrissey, Joe1923-24-25
 Moss, Ryan.....2015-16
 Mott, Tyler.....2001-02-03-04
 Munger, Pete2013-14-15-16
 Munroe, Merwyn1941-42
 Munson, George.....1931-32-33
 Muth, John.....1920-21-22
 Myers, Chuck.....1952
 Myers, Lottie.....1926-27-28
 Myers, Michael2001-02

N

Naber, Edmund.....1945
 Nash, Merrill.....1899-1901
 Needham, Harvey1912-13-14
 Neel, Charlie.....2022
 Neeley, David.....1963-64-65-66
 Neeley, Norm1962-63-64-65
 Neff, D.J.....2022-23
 Nelson, Chris.....1993-94-95
 Nice, Josh2003-04-05
 Nichols, Rob1993-94
 Nolan, Brian1968-69-70
 Noonan, Pete.....1964-65-66
 Nussbaum, William1945
 Nutting, Bill.....1973-74-75-76
 Nye, John1987-88-89-90-91

O

O'Dell, Chris1992-93-94-95
 O'Malley, Tom1944
 O'Toole, Don.....1973-74-75-76
 Oberholtzer, Mark1984-85
 Oberschlake, Scott1993-94-95-96
 Olivieri, Mikey.....2023
 Olson, Robert.....1958-59-60
 Olson, Sheldon1946-47-48
 Osborne, Fred1985-86
 Osborne, Gregory.....1977
 Osborne, J.R.....2009-10-11
 Ossensbeck, Ryan2013-15
 Oswald, Raymond.....1902
 Overholt, Courtland.....1980

Overholt, Phil.....1963-64-65-66
 Overturf, Ray.....1934

P

Pace, Hugh1972-73-74
 Padilla, Edrick.....2022-23
 Page, John.....1901-03
 Palmer, Jack.....1933-34
 Paracchini, Henry1982-83-84-85
 Parise, Andrew2011-12-13
 Parks, Horace.....1937-39
 Patton, Richard1940-41
 Paul, Donnie.....2005-06-07
 Paulson, Tom1984
 Peckinpough, John1952-53
 Peckinpough, Ralph1940
 Peggs, Carl.....1953
 Peppard, Don.....1938
 Perry, Fred1911
 Perry, Ira1896-97
 Perry, Wendell.....1913
 Pershin, Max2022-23
 Peterson, Earl.....1944
 Petrusky, Ryan.....2000
 Pettit, Blake2023
 Philhower, Darrell1977
 Phillips, Charles.....1966
 Phillips, Craig2010-11
 Phillips, Leo.....1903
 Phillips, Max.....1942-46
 Pietrucha, Rob.....1985
 Pittman, Jeff.....1983-84
 Poff, Wilbur1945
 Poirson, Al1944-45-46-47
 Poncsak, Colton.....2012
 Poole, James.....1946
 Poole, Matt2018
 Popp, Bill.....1954
 Porter, Brett.....1983-84-85
 Posey, Randy1977-78-79
 Postek, Andy.....1996-97
 Potts, Clarence.....1913-14
 Potts, John F.1906-07-08-09
 Potts, Lew.....1911
 Powell, Curt.....1988-89-90
 Powell, Ed.....1985-86-87-88
 Powell, George.....1989-90-91-92
 Pratt, Colin2014-15
 Pratt, Stan1924-25-26
 Prech, Myron.....1934
 Priddy, Paul2013
 Pride, Benny1914-15-16
 Pritchard, Neal1942-43
 Pritchett, Seth2017-18-19
 Pulliam, Gavin.....2022
 Pumphrey, Jim1952
 Punka, Chris.....2017-18-19
 Putnam, Donald1907-08
 Pyle, Charles1897-1900-01

Q

Quayle, Walter1933-34-35

R

Raley, Mitchell.....2018
 Ramsey, Russ.....1949-50
 Rapelyea, Dick.....1942
 Ratcliff, Jamey.....1994-95-96-97
 Rathbun, Frank1910-12
 Ray, Trevor.....2015-16
 Read, Harlan1903-05-06
 Rebillard, Dick.....1955-56-57-58
 Redden, Chris.....1982
 Rees, David1968-69-70-71
 Reeves, Nelson1949-50
 Reger, Elmer.....1929-30-31
 Reinhard, Thad.....1997-98
 Repar, Frank.....1945
 Revare, Graham1916-17-19
 Rhode, Matt.....2007-08-09
 Rhodes, Dick "Dusty"1946-47
 Rice, Frank1928-29-30
 Rice, Nick2004
 Rice, Shaun2001-02
 Richards, Noble1921
 Richey, Frank.....1940-41-42-43
 Richter, Gene.....1956-57-58
 Richter, Henry.....1933
 Rickey, Branch1901-02
 Rickey, Branch Jr.1935
 Rickey, Ephraim1902
 Rieder, Shawn1988-89-90-91
 Riggs, Wes1998-99
 Ring, Sean.....2004-05-06-07
 Rings, John.....2017
 Robie, Mike.....1989
 Robinson, Jamie.....1992-93-94-95
 Robinson, Tim.....2017
 Rogers-Little, Dustin2007
 Rose, Dale1933
 Rose, Dale1954-55-56
 Rosenfeld, Brian.....1976-77-78
 Rosenstiel, Albert1926
 Roser, Brad.....1992-93-94
 Rosseland, Bob1952-53
 Roudebush, Chuck1914
 Rowland, Sherwood1945
 Royer, Mike1989-90-91-92
 Rucci, David.....1987
 Ruggles, Tom1961-62-63
 Ruhlman, Hartley1904
 Runser, Randy.....1992-93-94-95
 Rupert, George1905-06
 Russell, Merrill1904
 Russo, Luigi2019-22
 Rutherford, Tom.....1966-67-69
 Ruygrok, Steve.....2007-08-09-10
 Ryan, Tom.....2017-18

S

Sacksteder, Alvin.....	1922-23-24
St. John, Robert.....	1962-63
Sala, Nick.....	2018
Sanborn, Donald.....	1944
Sanders, Doug.....	1977-78-79-80
Sauer, Rob.....	1997-99
Sayers, Delbert.....	1896
Scanlan, Chris.....	1977-78-79
Scarfpin, Jim.....	1967-68-69-70
Schaub, Dave.....	2000-02-03
Scheidemantel, Bob.....	1957
Schindler, Kevin.....	2009-10-11-12
Schlee, Roy.....	1941
Schleiden, Mike.....	2008
Schmuck, Dick.....	1955
Schrecengost, Bob.....	1949
Schroeder, Fred.....	1936-37
Schulte, Bruce.....	1988
Schultheis, Mike.....	2002-03-04
Schweickart, Norm.....	1943
Sebastian, Doug.....	1974-75
Secrest, Paul.....	1906-07
Sega, Brandon.....	2011-12-13
Semans, Bill.....	1912-13-14
Senkowitz, Mark.....	1990-91-92
Shaffer, Charles.....	1962-63-64
Shane, Robbie.....	2009-10
Shaper, Dan.....	1926-27-28
Sharp, Bryan.....	1994-95
Shaw, Potter.....	1928-29
Shearer, Larry.....	1957-58
Shelton, Ryan.....	2004
Shepherd, Leland.....	1910-11-12
Sherman, Kyle.....	2004-05-06-07
Shields, Matt.....	1991-92
Shinn, Robert.....	1984
Sickmiller, Scott.....	1987-88-89-90
Sigler, Robert.....	1907
Sisson, Paul.....	1906-07
Skarsten, Steve.....	2010-11-12
Slaboden, Todd.....	1985-86-87
Slivka, Dick.....	1962-63-64-65
Smith, Homer.....	1903-04
Smith, James.....	1902-03
Smith, Jeff.....	1981-82-84
Smith, Mike.....	1985-86-88
Smith, Olin.....	1921-22
Smith, Tyler.....	2007
Snopkowski, Edward.....	1944
Snyder, Alex.....	2023
Soma, Jim.....	1986-87-88-89
Soderna, Ethan.....	2019
Speed, Sean.....	2006-07-08
Spencer, Matt.....	2023
Spoonamore, Russell.....	1929
Spranger, Colin.....	2019-22
Spriggs, Scott.....	1998-99-2000-01
Stager, Paul.....	1920-21
Stammler, Howard.....	1933-34
Stanton, Kyle.....	1996-98-99-2000
Stark, Clovis.....	1934-35
Starling, Andy.....	1991-92-93-94
Staten, George.....	1922-23-24
Stauffer, Leslie.....	1908-09-10
Steel, Scott.....	1981
Steele, Ben.....	2011-12-13
Stefancin, Ryan.....	2022-23
Stenson, Jim.....	1987-88-89-90
Stephens, Waldo.....	1920
Sternad, George.....	1947-48
Stetter, Lucas.....	2022
Stevenson, Clinton.....	1916-17
Stickley, John.....	1977
Stiteler, Zack.....	2018-19
Stitzlein, Eric.....	2005-06-08
Stolly, Colin.....	2015-16-17-18
Stoner, Sammy.....	2022-23
Stover, Glen.....	1935-36-37
Strahler, Scott.....	1999
Strasburg, Matt.....	2003-04-05
Strausbaugh, Aaron.....	2014-15-16-17
Stried, Keith.....	1996-98-99
Strome, Nathan.....	2009-10-11-12
Struble, Matthew.....	2007-08-09-10
Suhar, Paul.....	2003-04
Sulak, David.....	1999-2000
Sullivan, Glen.....	1999
Sunderland, Andrew.....	1903
Surbrook, Dick.....	1952-53
Swail, Dave.....	1955
Swartz, Ralph.....	1926
Sword, Dick.....	1947-48-49-50

T

Talos, Ernie.....	1934-35-36
Tarbill, Jack.....	1896-97-98-99
Tate, Charles.....	1967
Taylor, Danny.....	2001
Taylor, Sam.....	1979-80
Tedder, Scott.....	1985-86-87-88
Tedrow, George.....	1923
Teeters, Luke.....	2011
Temar, Jim.....	1987
Tenpenny, Seth.....	2000-01-02-03
Tepper, Joe.....	2023
Terry, Ken.....	1958-59
Thomas, Art.....	1935-36-37
Thomas, Charles.....	1903-04-05
Thomas, Francis.....	1929-30
Thomas, Holland.....	1919
Thompson, Duard.....	1927
Thompson, Nate.....	1996-97
Thomson, Ralph.....	1918-19
Thornhill, Bill.....	1898-1900
Thornhill, Kevin.....	1976
Toland, James.....	2010-11-12-13
Tomlin, Parker.....	2023
Toneatti, Steve.....	2004-05
Toney, Adam.....	2003-04-05-06
Tosino, C.J.....	2013-14-15-16

Tou Velle, Bob.....	1912-13-14
Traster, Bill.....	1974-75-76-77
Trutner, William.....	1941-42
Tucker, Mark.....	1981-82-83
Tucker, Mike.....	1982-83-84-85
Turley, John.....	1933-34-35
Turley, John.....	1955
Turner, Jared.....	2007-09
Tuttle, Jerry.....	1901

U

Urbanowicz, Ted.....	1948-49-50
----------------------	------------

V

Vacarelo, Rich.....	1982-83-84
Van Wicklen, Purdy.....	1900-02-03-04
Van Winkle, Devin.....	2014-15-16-17
Vasami, Greg.....	2007-08-09
Vaughan, Matt.....	2000
Vezie, James.....	1930-31-32
Vitense, Zane.....	2023
Vollenweider, Sean.....	2011-12-13-14

W

Waddell, Joe.....	1980
Wade, James.....	1945
Wagner, Hugh.....	1923-24-25
Walberry, Scott.....	1985-86-87-88
Walker, Keith.....	1966-67-68
Walker, Leo.....	1937-38-39
Walpole, Seth.....	2002
Wambold, Gene.....	1945
Warnimont, Brad.....	1984-85-86
Watkins, Bill.....	1943
Watkins, Donald.....	1919
Watts, John.....	1965-67
Weaver, Brent.....	1995-96-97-98
Webb, Cleon.....	1904-05-06
Wee, Kok Anh.....	1918
Wehrly, Hugh.....	1910
Weiherer, Dave.....	1988
Weinsz, Steve.....	1987
Weisman, Jed.....	1952-53-54
Welch, Don.....	1961
Welch, John.....	1959-60

Wells, Jack.....	1951-52-53
Wertz, Charles.....	1930
Westfall, Edgar.....	1930-32
Westwood, Ed.....	1953
Whalen, Joe.....	1936
Wheeler, Josh.....	2005-06
Wherry, Mark.....	2000-01-02-03
Whitman, Brad.....	2003-04
Whitney, Horace.....	1907
Wiedie, Dave.....	1949-50-51
Wierzba, Jay.....	1995-97-98
Wilke, Roy.....	1929-30
Wilkins, Brent.....	2005-06-07-08
Willett, Steve.....	1979
Williams, Brandon.....	2003-04-05-06
Williams, Michael.....	1993-94-95-96
Williams, Paul.....	1990-91
Williams, Ralph.....	1928
Williams, Terry.....	1958-59
Williamson, Claude.....	1915
Winters, Lingel "Sonny".....	1922
Wirth, Steve.....	1992
Wise, Scott.....	2008-09-10-11
Withrow, Izaiah.....	2022
Wolfe, Rick.....	1973
Wood, Clarence.....	1908
Woodmansee, Ralph.....	1914
Worcester, Charles.....	1931-32-33
Wortmann, Randall.....	1962
Wright, Jake.....	2015-16
Wright, Maurice.....	1922

Y

Yanney, Scott.....	1994-95
Young, Tim.....	1982-83
Ysseldyke, Dillon.....	2022-23
Yuengert, Paul.....	1945

Z

Zak, Matt.....	1996-97
Zimmerman, John.....	1939-40
Zorn, Tim.....	1971-72-73-74
Zullo, Kevin.....	2015-16-17-18

**A SAMPLING OF OHIO WESLEYAN
BASEBALL ALUMNI**

- Tom Butters '60, Athletics Director, Duke University**
- Tim Corbin '84, Head Baseball Coach, Vanderbilt University**
- Bob DiBiasio '77, Senior Vice President for Public Affairs,
Cleveland Guardians**
- Steve Hughes '65, Partner, Cameron Hughes Wine**
- Branch Rickey 1904, Manager/General Manager/President,
St. Louis Browns, St. Louis Cardinals,
Brooklyn Dodgers, Pittsburgh Pirates**
- Branch Rickey III '67, President, Pacific Coast League**
- Sherwood Rowland '48, Nobel Prize Laureate and
Bren Research Professor of Chemistry and
Earth System Science; U. of California, Irvine**

